



THE UNIVERSITY OF BRITISH COLUMBIA

School of Public Policy and Global Affairs



## **"CANADIAN PUBLIC ATTITUDES ON CHINA AND CANADA-CHINA RELATIONS"**

Paul Evans and Xiaojun Li  
The University of British Columbia

Report of Collected Data  
17 October 2017

**Method:** Qualtrics panel survey of 1,519 Canadian adults (18+); adjusted to match the latest census data on age, gender, and region; in the field August 30 to September 12, 2017; margin of error +/- 3%; median completion time of 15 minutes. The survey was conducted in English only.

In total, 14 demographic questions (including party affiliations/support) and 60 on substantive matters and preferences.

**About this report:** The substantive questions are presented first, followed by the demographic questions. In each case, the wording of the question is presented as it was shown to the respondents, together with a table summarizing the results. A graph shows at a glance what the question was about. The wording in some of them has been simplified.

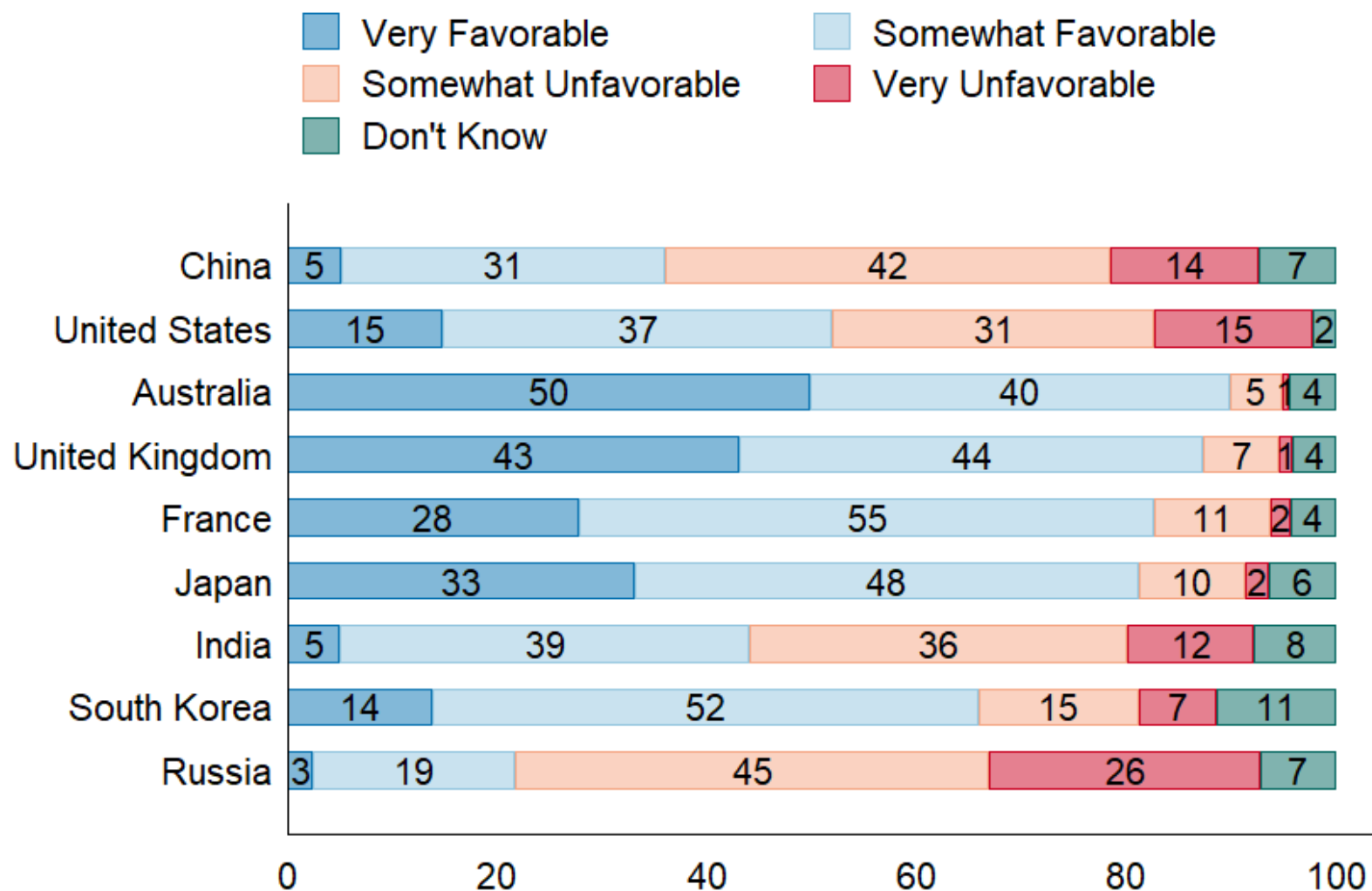
An annotated summary of key findings is available at <http://iar.ubc.ca/publications/reports/>

## **SUBSTANTIVE QUESTIONS**

1. Please tell me if you have a very favorable, somewhat favorable, somewhat unfavorable or very unfavorable opinion of the following countries?

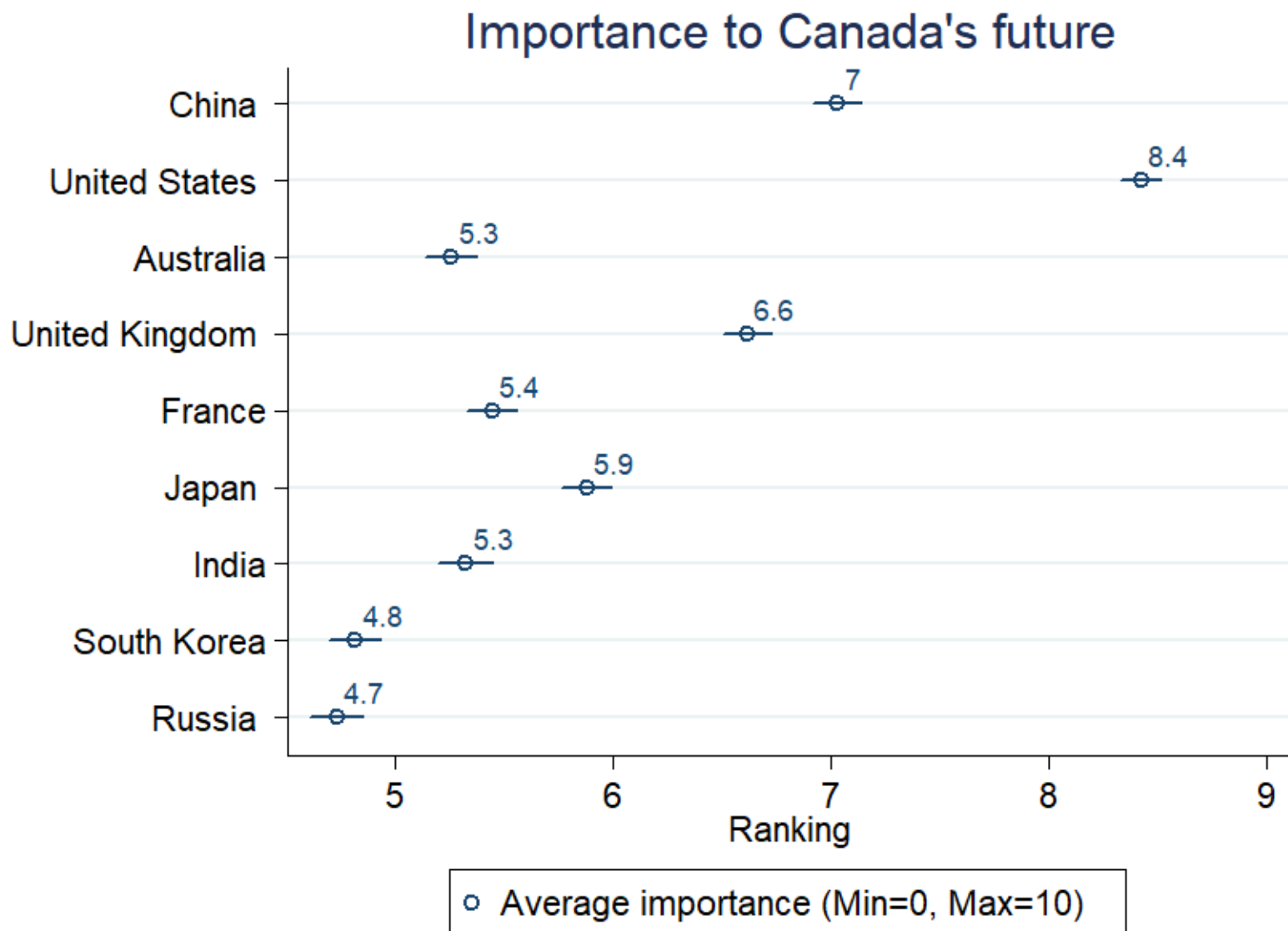
	Very favorable		Somewhat favorable		Somewhat unfavorable		Very unfavorable		Don't know		Total
China	5.13%	78	30.88%	469	42.46%	645	14.22%	216	7.31%	111	1519
United States	14.88%	226	37.13%	564	30.74%	467	15.08%	229	2.17%	33	1519
Australia	49.84%	757	40.03%	608	5.00%	76	0.72%	11	4.41%	67	1519
United Kingdom	43.19%	656	44.24%	672	7.18%	109	1.32%	20	4.08%	62	1519
France	27.85%	423	54.84%	833	11.06%	168	1.91%	29	4.34%	66	1519
Japan	33.11%	503	48.06%	730	10.14%	154	2.37%	36	6.32%	96	1519
India	5.07%	77	38.97%	592	36.01%	547	12.18%	185	7.77%	118	1519
South Korea	13.82%	210	52.07%	791	15.27%	232	7.44%	113	11.39%	173	1519
Russia	2.50%	38	19.29%	293	45.16%	686	25.87%	393	7.18%	109	1519

## Your opinion about these countries is:



## 2. In your view, how important are the following countries to Canada's future?

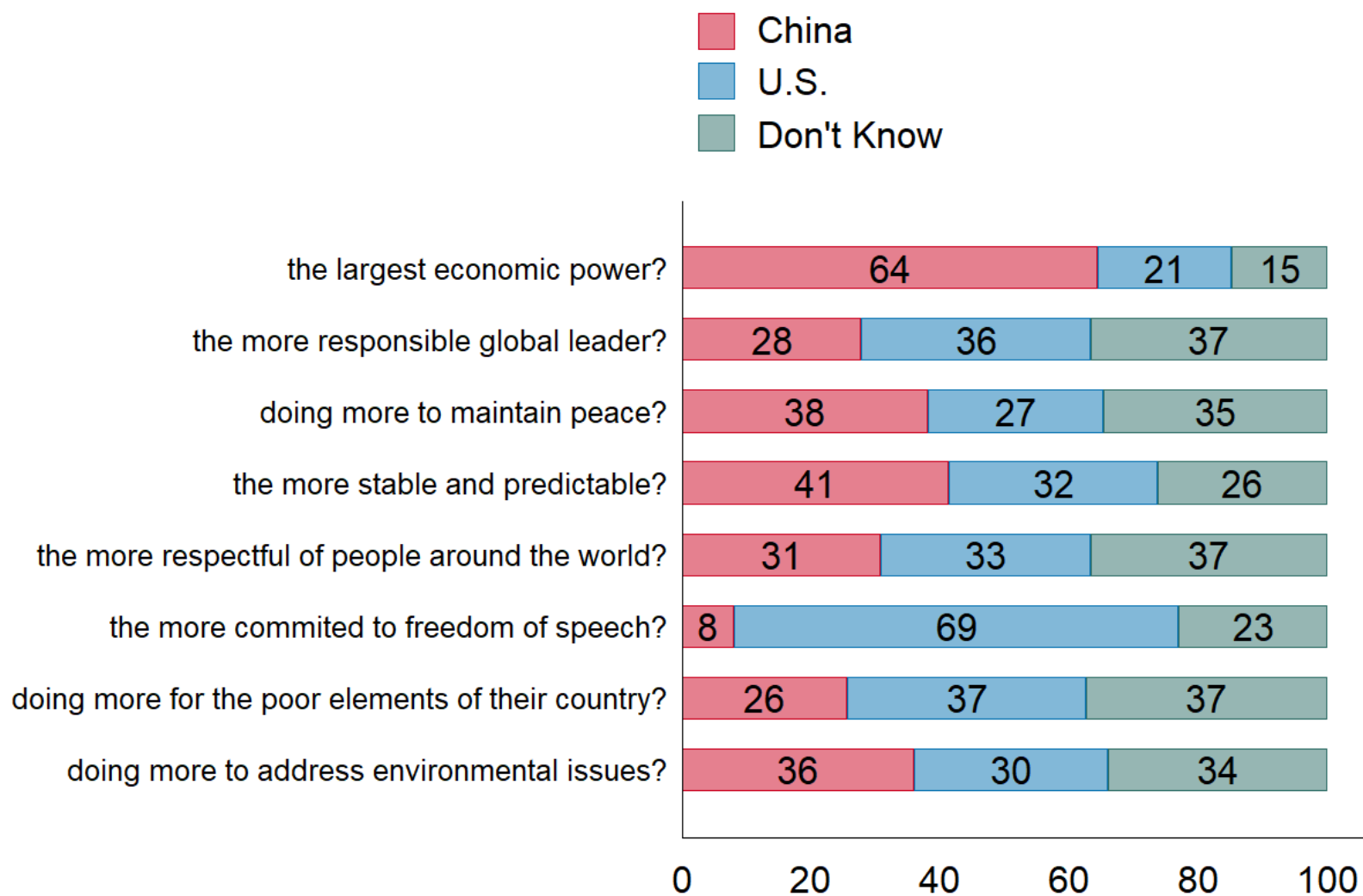
Field	Minimum	Maximum	Mean	Std Deviation	Variance	Count
China	0.00	10.00	7.03	2.21	4.86	1519
United States	0.00	10.00	8.42	1.83	3.36	1519
Australia	0.00	10.00	5.26	2.32	5.39	1519
United Kingdom	0.00	10.00	6.62	2.19	4.80	1519
France	0.00	10.00	5.45	2.24	5.01	1519
Japan	0.00	10.00	5.88	2.23	4.96	1519
India	0.00	10.00	5.32	2.45	5.99	1519
South Korea	0.00	10.00	4.82	2.37	5.60	1519
Russia	0.00	10.00	4.73	2.42	5.84	1519



### 3. Comparing the US and China, and looking out over the next decade, which country do you feel...

	China		United States		Don't know		Total
will be the largest economic power?	64.45%	979	20.80%	316	14.75%	224	1519
will be the more responsible global leader?	27.85%	423	35.55%	540	36.60%	556	1519
do more to maintain peace and avoid conflict?	38.12%	579	27.25%	414	34.63	526	1519
be more stable and predictable?	41.41%	629	32.32%	491	26.27%	399	1519
be more respectful of other people around the world?	30.88%	469	32.52%	494	36.60	556	1519
be more committed to freedom of speech and expression?	8.10%	123	68.93%	1047	22.98%	349	1519
do more for the poorest elements of their country?	25.67%	390	37.00%	562	37.33%	567	1519
do more to address climate change and environmental issues?	36.01%	547	30.09%	457	33.90%	515	1519

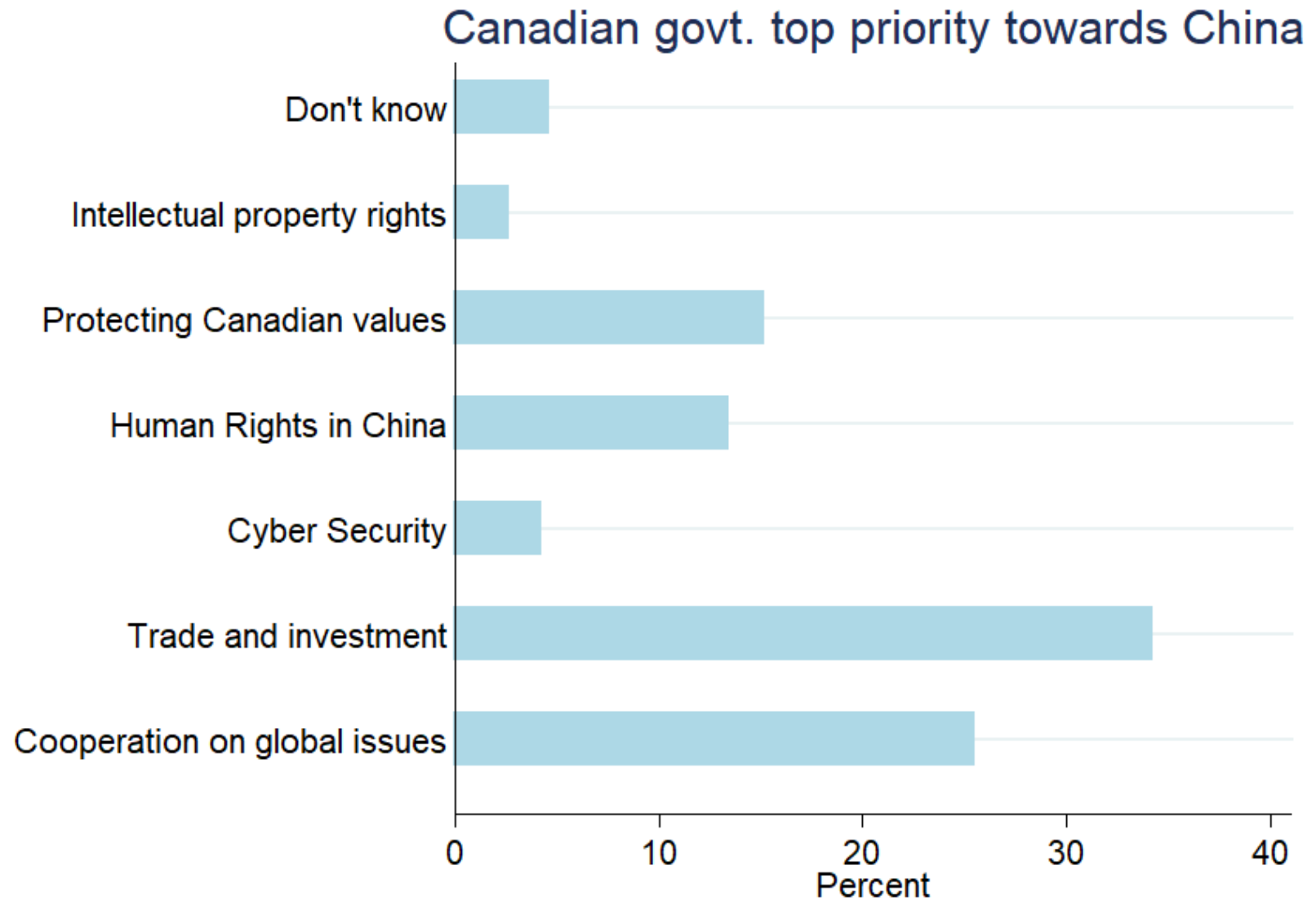
## In the next decade - which country will be:





4. Which elements of the relationship with China do you think should be the highest priority for the Canadian government?

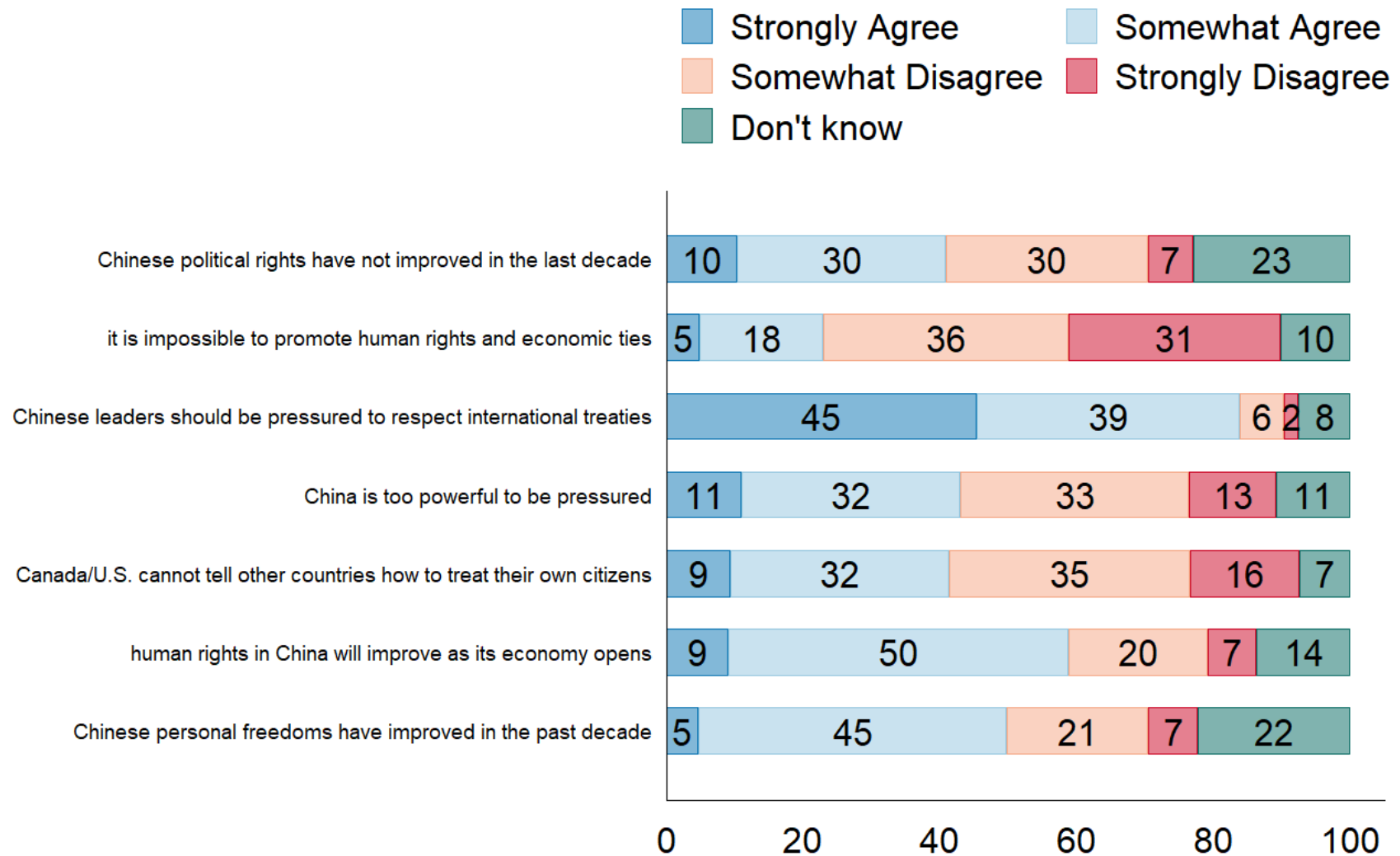
Answer	%	Count
Cooperation on global issues like climate change, epidemics, counter-terrorism	25.48%	387
Promoting trade and investment including negotiation of some kind of free trade agreement or comprehensive economic partnership	34.23%	520
Addressing cyber security	4.28%	65
Advancing human rights and democratic reforms in China	13.43%	204
Protecting Canadian values and institutions at home from growing Chinese influence	15.21%	231
Addressing intellectual property rights	2.70%	41
Don't know	4.67%	71
Total	100%	1519



### 5. Regarding the human rights situation in China, do you agree with the following statements?

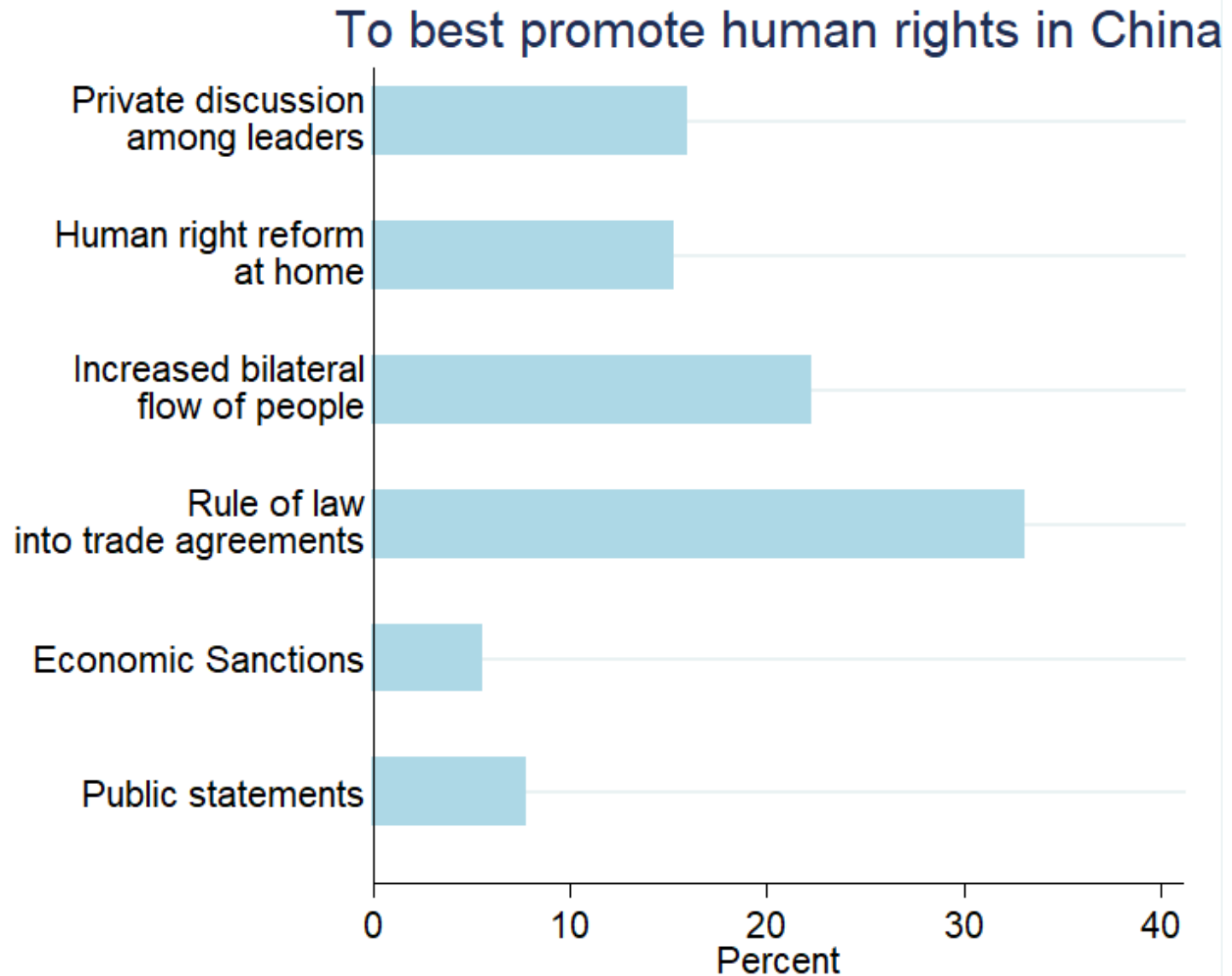
Question	Strongly Agree		Somewhat Agree		Somewhat Disagree		Strongly Disagree		Don't know		Total
The political rights of Chinese citizens have not improved in the past decade	10.47%	159	30.41%	462	29.56%	449	6.58%	100	22.98%	349	1519
It's impossible to promote human rights while expanding economic relations	4.94%	75	18.10%	275	35.81%	544	31.01%	471	10.14%	154	1519
Chinese leaders should be pressured to respect international treaties and covenants on human rights that they have signed	45.42%	690	38.51%	585	6.39%	97	2.17%	33	7.50%	114	1519
China is now too big and powerful to be pressured into adopting Western standards of human rights	11.13%	169	31.93%	485	33.44%	508	12.71%	193	10.80%	164	1519
Canadians and Americans are in no moral position to tell other countries how to treat their own citizens	9.48%	144	31.93%	485	35.22%	535	15.93%	242	7.44%	113	1519
The human rights situation in China will improve as its economy opens and more Chinese are exposed to the political systems and ways of life in other countries including Canada	9.15%	139	49.77%	756	20.28%	308	7.18%	109	13.63%	207	1519
Personal freedoms of Chinese citizens have improved in the past decade	4.81%	73	45.03%	684	20.67%	314	7.24%	110	22.25%	338	1519

## Regarding the human rights situation in China:



## 6. How could Canada best promote human rights in China?

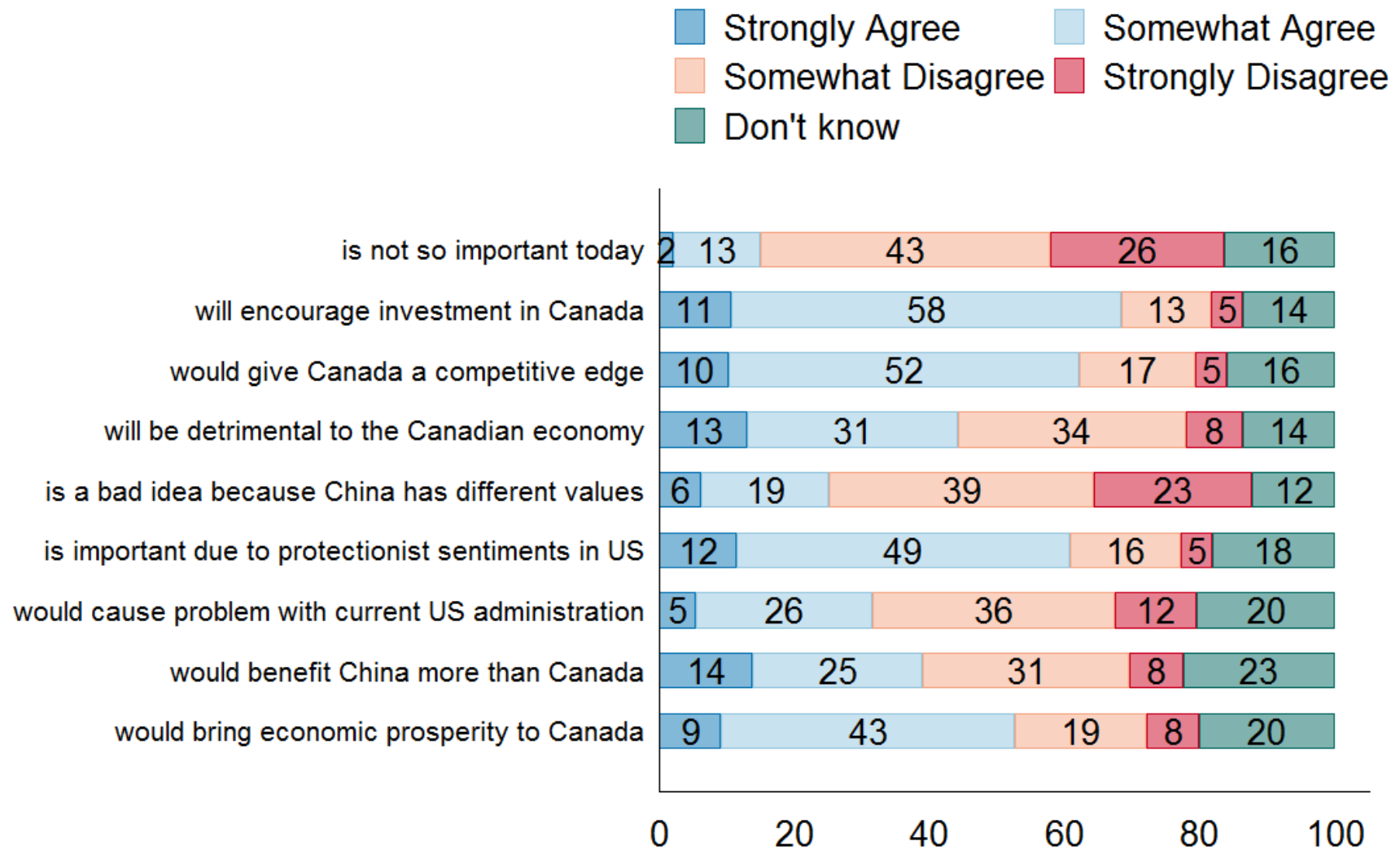
Answer	%	Count
public statements and pressure by the Canadian government	7.77%	118
threat of economic sanctions	5.60%	85
helping strengthen the rule of law in China through provisions and practices built into trade agreements	33.11%	503
increasing flows of people bilateral exchanges, such as two-way movements of students and tourists	22.25%	338
by strengthening human rights and democratic reforms here at home	15.27%	232
raising concerns privately in discussion between officials and leaders	16.00%	243
Total	100%	1519



7. Canada has recently opened exploratory talks on a Canada-China free trade agreement. Do you agree or disagree with each of the following arguments regarding expanded trade with China? Expanded trade with China...

Question	Strongly agree		Somewhat agree		Somewhat disagree		Strongly disagree		Don't know		Total
is not so important today because China's future economic outlook is far from certain as economic growth rate slows down	2.11%	32	13.17%	200	43.05%	654	25.94%	394	15.73%	239	1519
is likely to encourage needed investment in Canadian businesses	10.66%	162	58.33%	886	13.30%	202	4.94%	75	12.77%	194	1519
would give Canada a competitive edge over other countries	10.86%	165	52.07%	791	17.38%	264	4.87%	74	14.81%	225	1519
is likely to be detrimental as it will lead to an influx of cheap Chinese goods that will compete with Canadian products in the Canadian market	13.63%	207	31.47%	478	33.90%	515	8.43%	128	12.57%	191	1519
is a bad idea, because we should not get too involved with a country governed by the communist party, and with different values and culture	6.45%	98	18.89%	287	39.24%	596	23.83%	362	11.59%	176	1519
is important today due to rising protectionist sentiments in the US and in Europe	12.05%	183	50.10%	761	16.00%	243	4.81%	73	17.05%	259	1519
would cause problems for Canada with the current U.S. Administration	5.53%	84	26.33%	400	36.41%	553	11.92%	181	19.82%	301	1519
would benefit China more than it would benefit Canada	14.15%	215	24.95%	379	30.88%	469	8.29%	126	21.72%	330	1519
would bring greater economic prosperity to Canada	9.41%	143	44.37%	674	18.89%	287	8.03%	122	19.29%	293	1519

## Expanded trade with China...



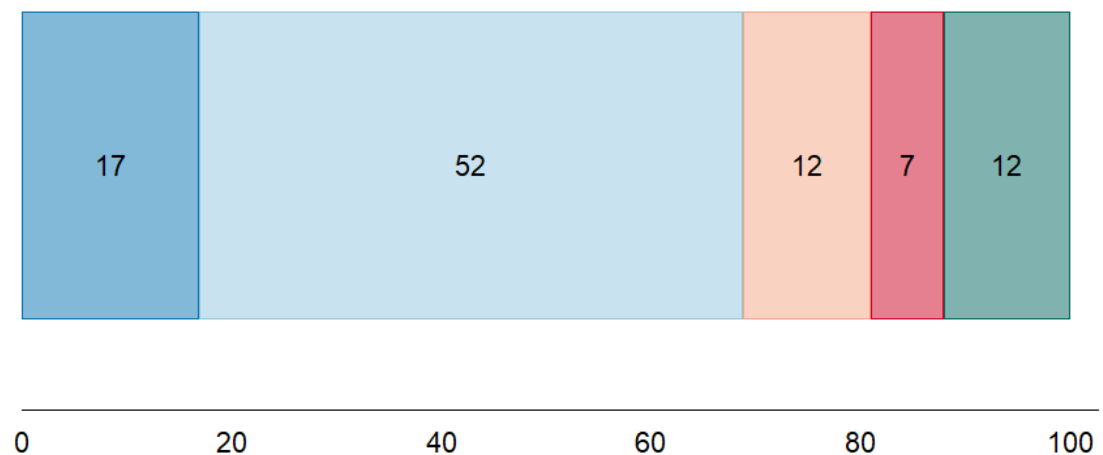


## 8. Do you support or oppose the Canadian government entering into a free trade agreement with China?

### Support for FTA with China

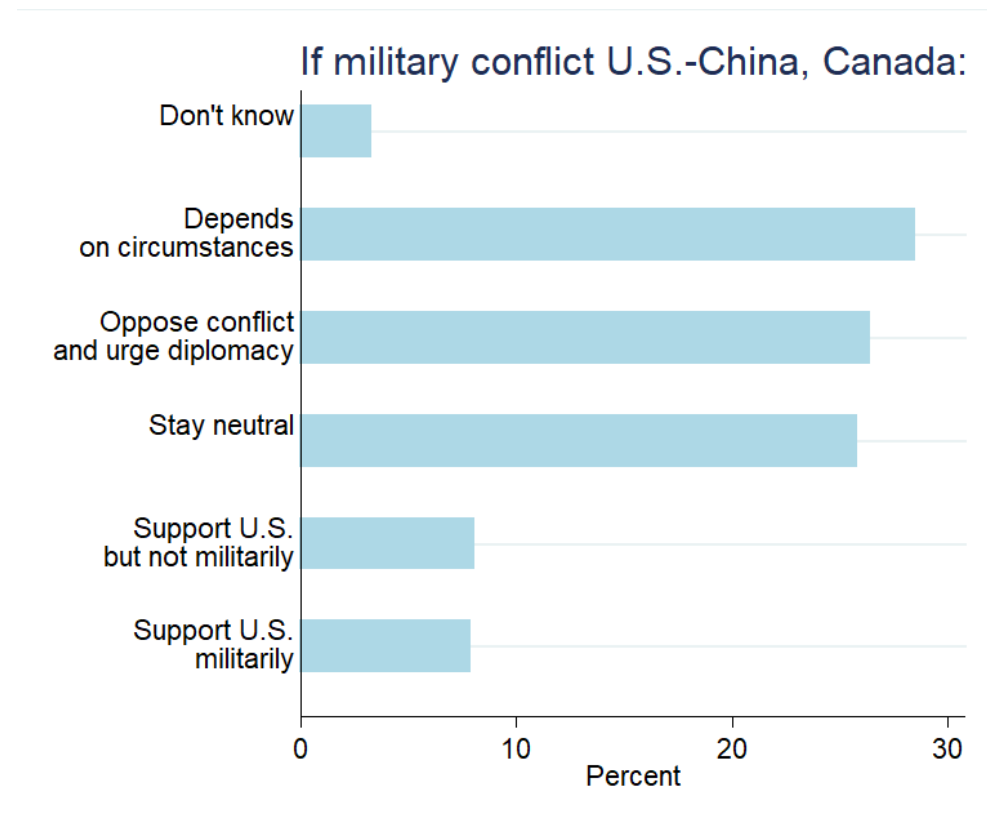


Answer	%	Count
Strongly support	16.85%	256
Moderately support	51.94%	789
Moderately oppose	12.18%	185
Strongly oppose	6.98%	106
Don't know	12.05%	183
Total	100%	1519



### 9. In the event of a US military conflict with China, should Canada ...

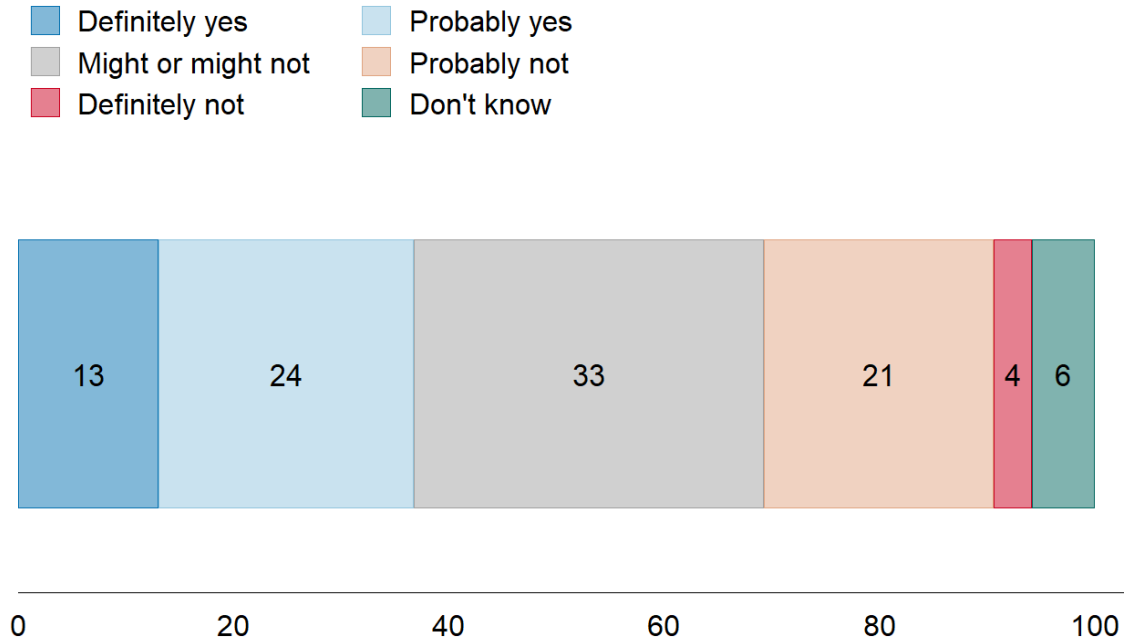
Answer	%	Count
Support the US militarily	7.90%	120
Express support for the US but not participate militarily	8.10%	123
Stay neutral	25.81%	392
Oppose the conflict and urge diplomatic solutions	26.40%	401
The choice would depend on the circumstances	28.51%	433
Don't know	3.29%	50
Total	100%	1519



10. Looking out over the next ten years, are China's increasing military and defense capabilities a serious concern for Canada?

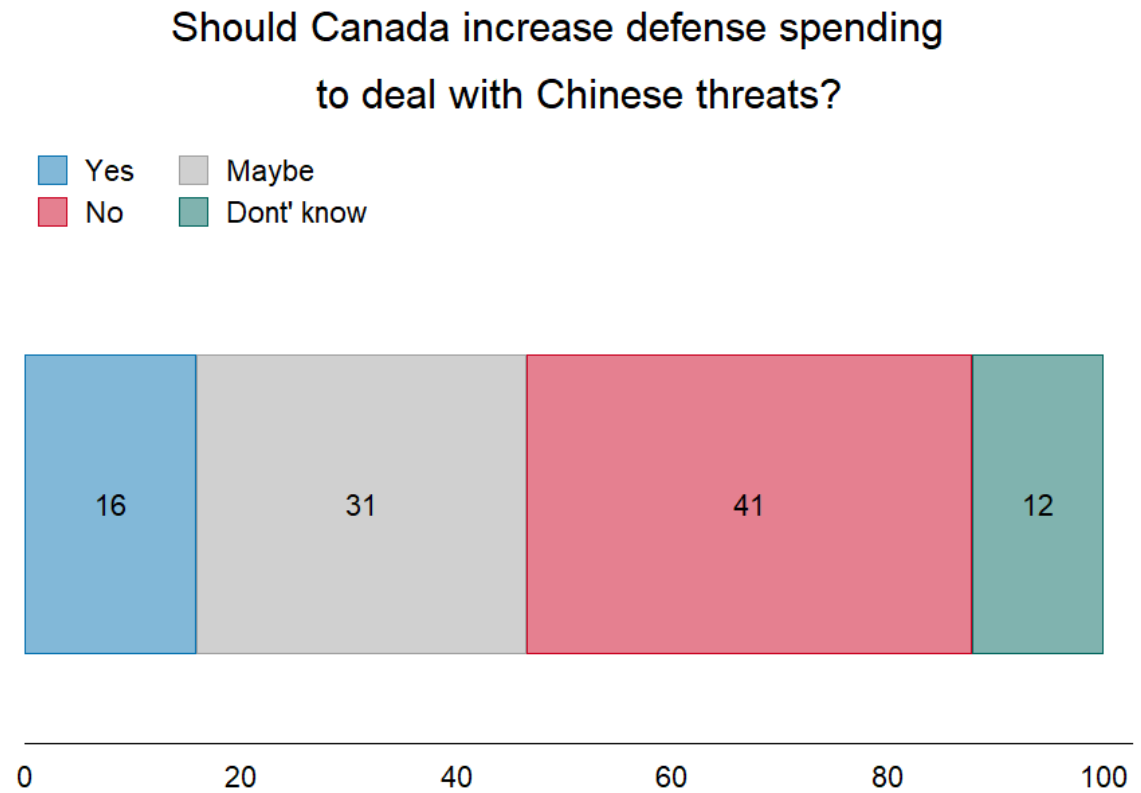
Answer	%	Count
Definitely yes	13.10%	199
Probably yes	23.70%	360
Might or might not	32.52%	494
Probably not	21.26%	323
Definitely not	3.55%	54
Don't know	5.86%	89
Total	100%	1519

In the next ten years - are Chinese increasing military capabilities a concern for Canada?



### 11. Should Canada increase defense spending to deal with potential Chinese threats?

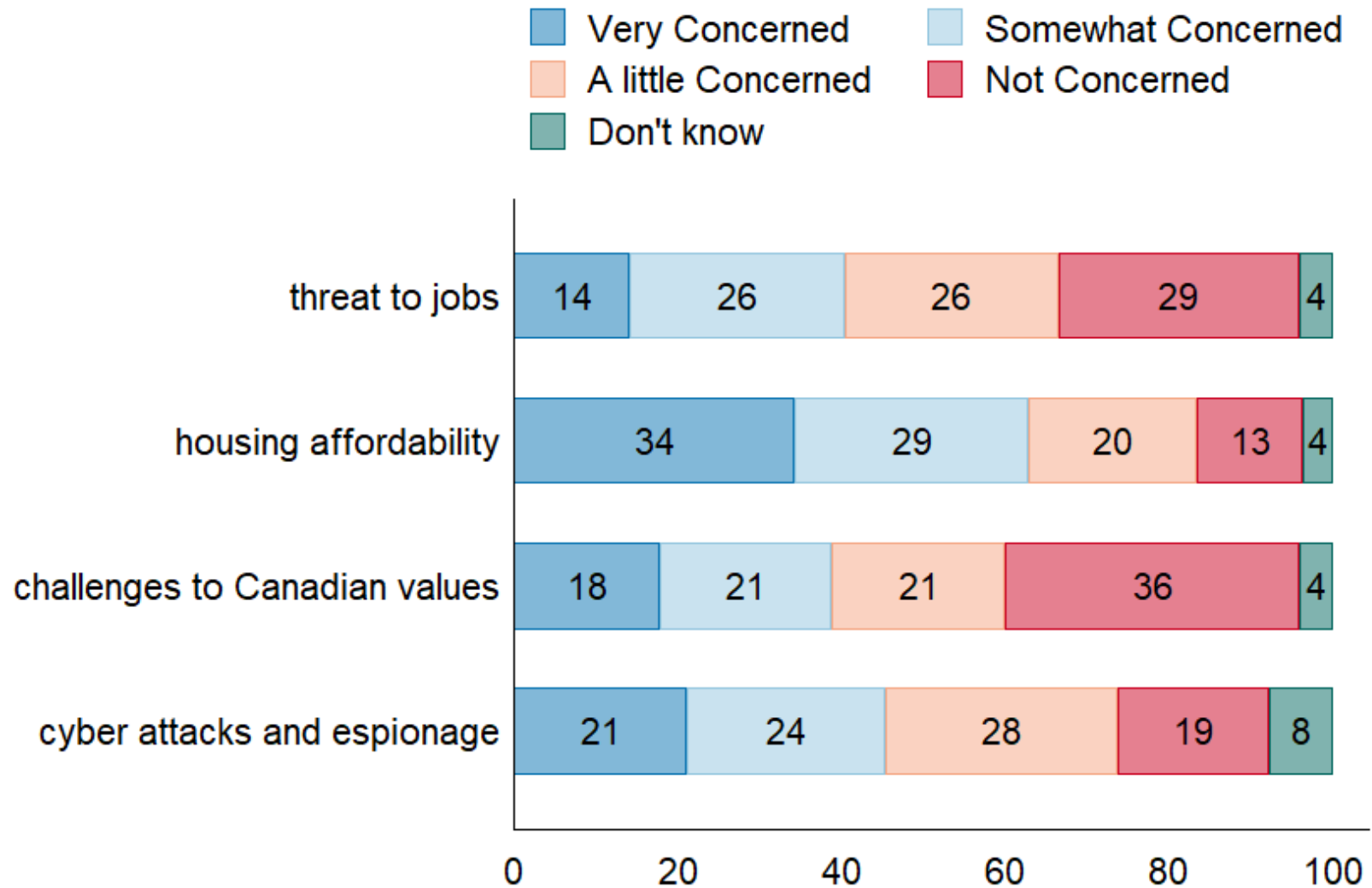
Answer	%	Count
Yes	15.87%	241
Maybe	30.61%	465
No	41.34%	628
Don't know	12.18%	185
Total	100%	1519



## 12. As the Chinese presence in Canada deepens, do you have special concerns about

Question	Very concerned		Somewhat concerned		A little concerned		Not concerned at all		Don't know		Total
Threats to jobs	14.15%	215	26.20%	398	26.14%	397	29.49%	448	4.02%	61	1519
Pressure on housing availability and affordability	34.23%	520	28.70%	436	20.47%	311	12.97%	197	3.62%	55	1519
Challenges to Canadian values and institutions (the Canadian way of life)	17.77%	270	21.07%	320	21.20%	322	35.94%	546	4.02%	61	1519
Cyber attacks and espionage	21.20%	322	24.16%	367	28.31%	430	18.63%	283	7.70%	117	1519

With growing Chinese presence in Canada do you worry about:

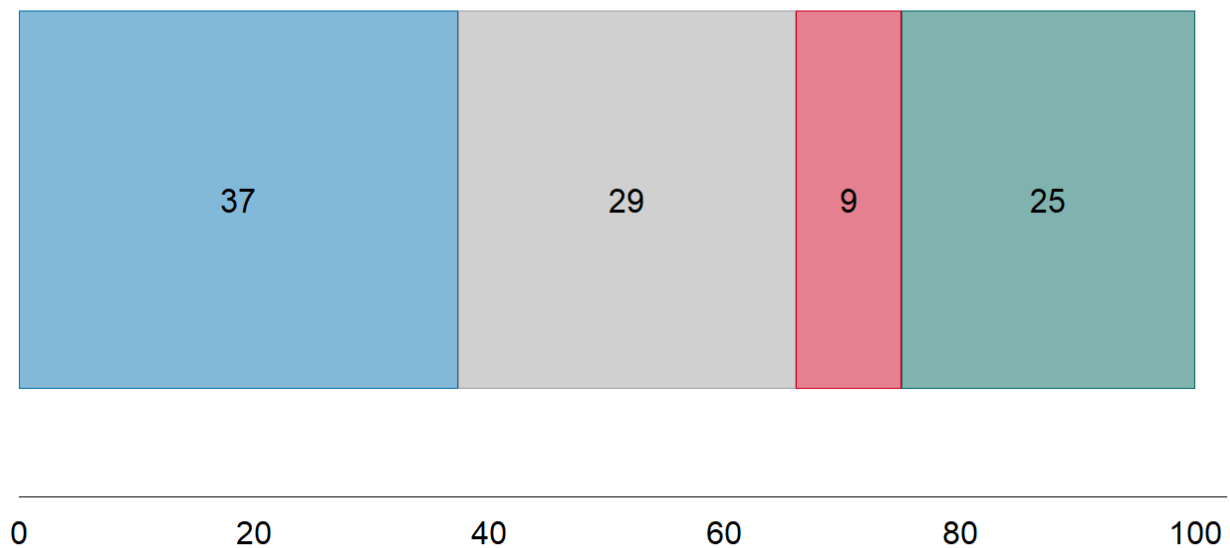


### 13. Should Canada negotiate an extradition treaty with China?

Answer	%	Count
Yes	37.33%	567
Maybe	28.70%	436
No	9.02%	137
Don't know	24.95	379
Total	100%	1519

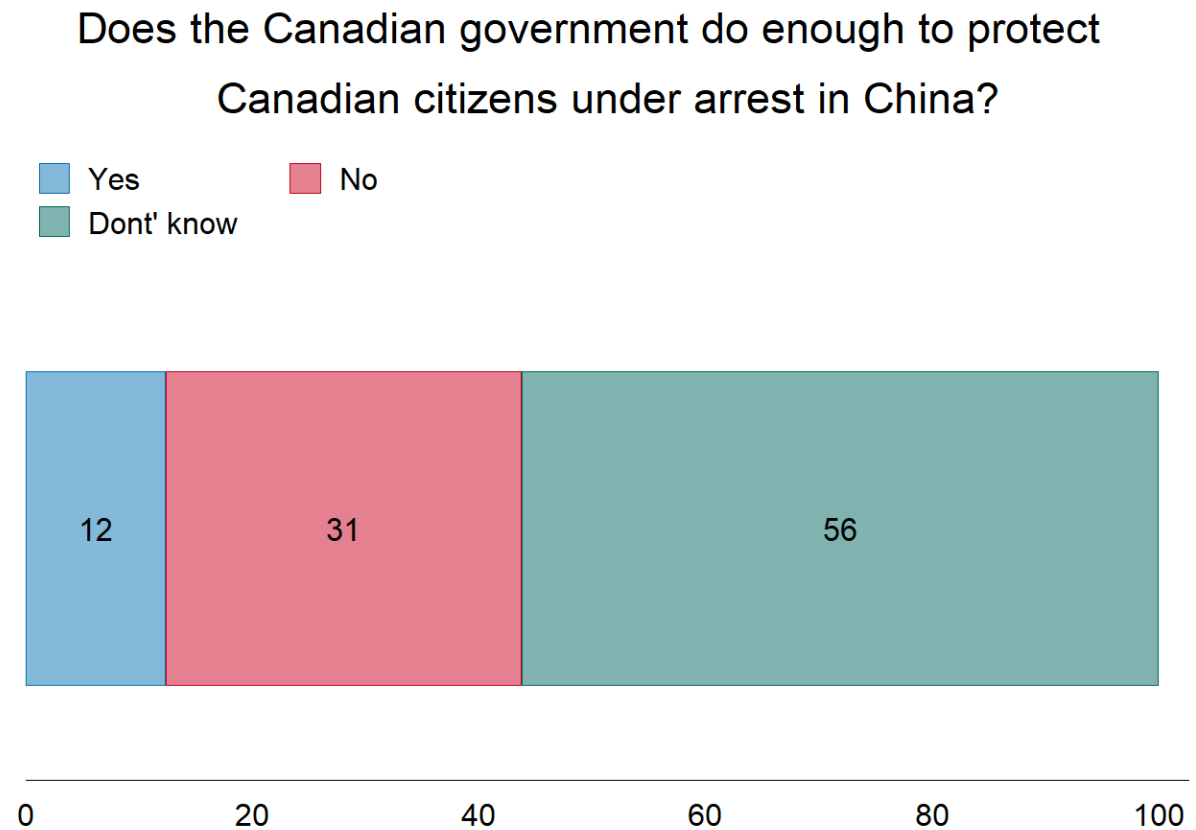
### Should Canada negotiate an extradition treaty with China?

Yes Maybe  
No Don't know



#### 14. Does the Canadian government do enough to protect Canadian citizens under arrest or imprisoned in China?

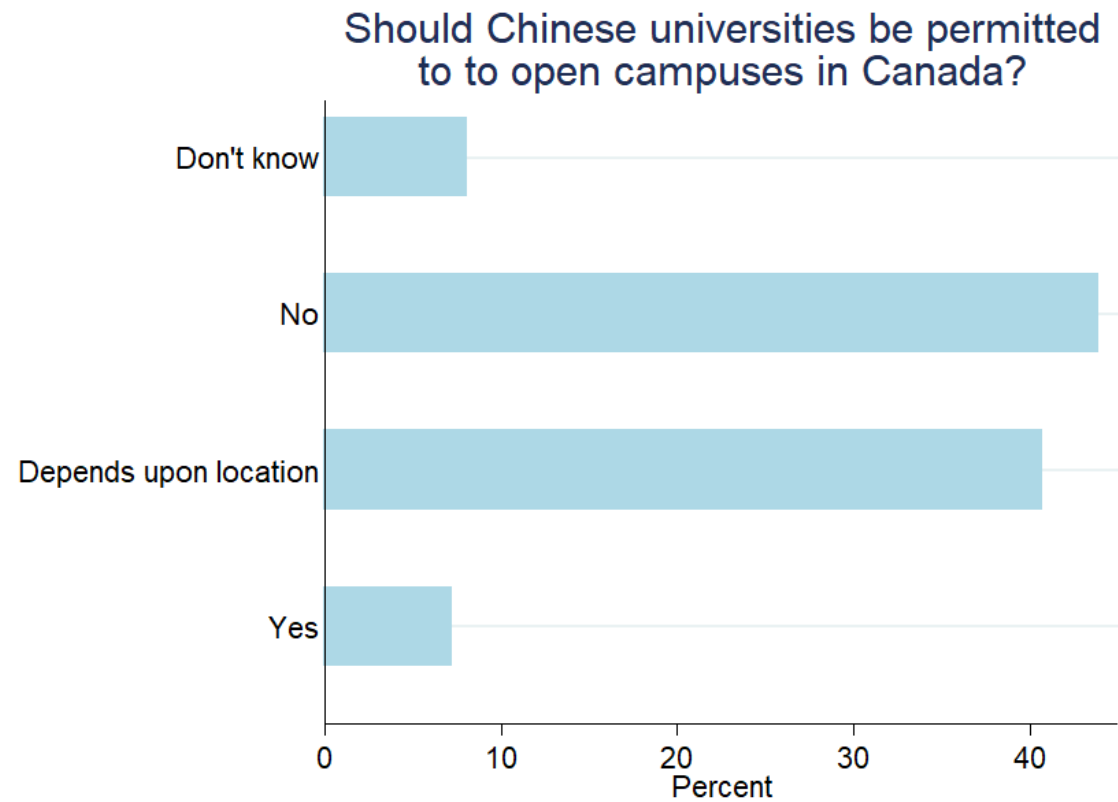
Answer	%	Count
Yes	12.38%	188
No	31.40%	477
Don't know	56.22%	854
Total	100%	1519





### 15. Should Chinese universities be permitted to open campuses in Canada?

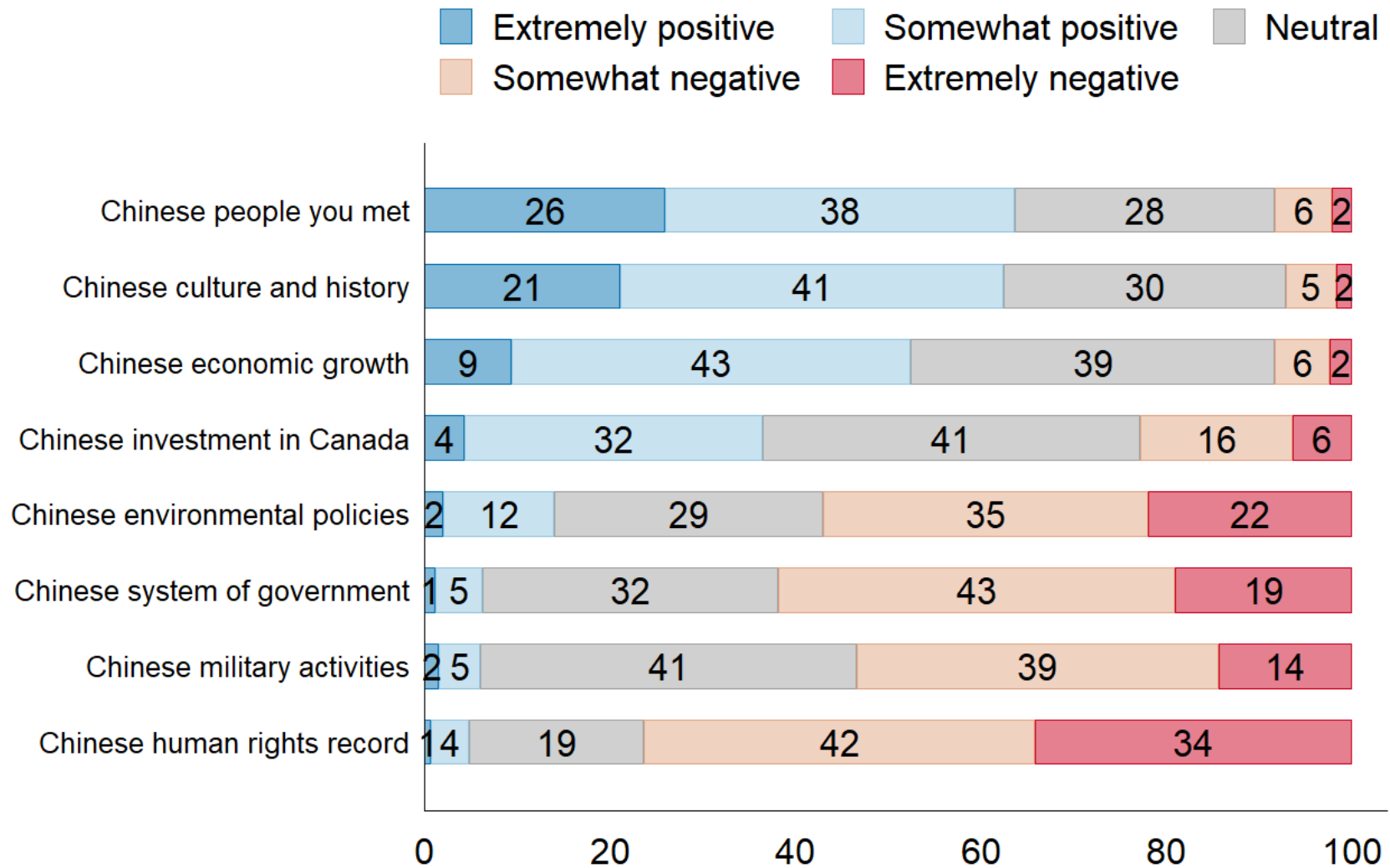
Answer	%	Count
Yes	7.24%	110
Depends upon the specific focus and location	40.75%	619
No	43.91%	667
Don't know	8.10%	123
Total	100%	1519



16. For each of the following factors, please say whether, for you personally, they have a positive or negative influence on your overall view of China?

Question	Extremely positive		Somewhat positive		Neither positive nor negative		Somewhat negative		Extremely negative		Total
Chinese people you have met	25.94%	394	37.66%	572	28.04%	426	6.25%	95	2.11%	32	1519
China's culture and history	21.07%	320	41.34%	628	30.48%	463	5.40%	82	1.71%	26	1519
China's economic growth	9.35%	142	43.05%	654	39.30%	597	5.92%	90	2.37%	36	1519
Chinese investment in Canada	4.28%	65	32.13%	488	40.82%	620	16.39%	249	6.39%	97	1519
China's environmental policies	1.97%	30	12.05%	183	28.97%	440	35.09%	533	21.92%	333	1519
China's system of government	1.18%	18	5.00%	76	31.99%	486	42.73%	649	19.09%	290	1519
China's military activities	1.51%	23	4.54%	69	40.55%	616	38.97%	592	14.42%	219	1519
China's human rights record	0.66%	10	4.15%	63	18.89%	287	42.13%	640	34.17%	519	1519

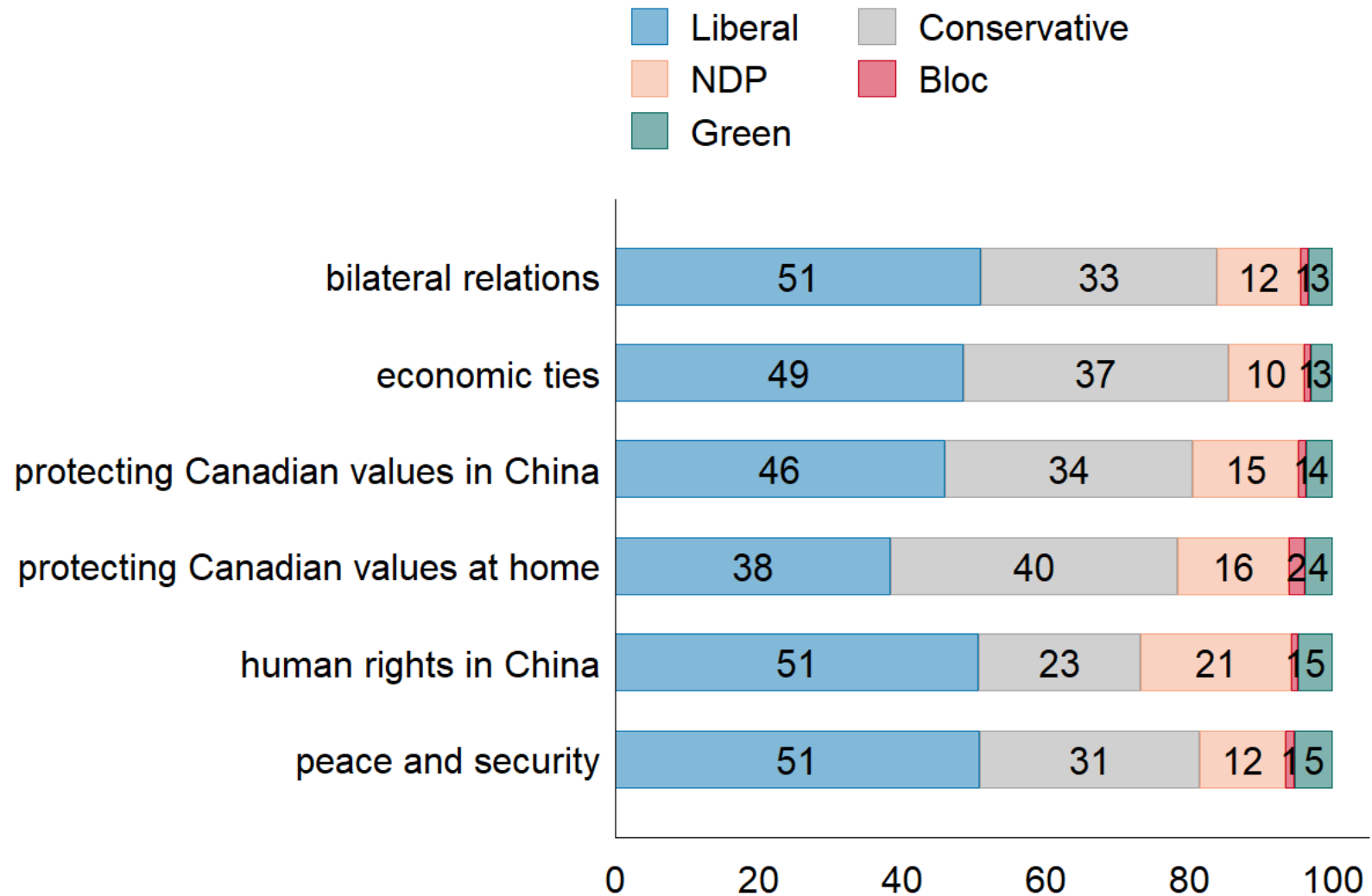
## How these factors influence your overall view of China:



17. Which Party (Liberal, Conservative, NDP, Bloc, Green) do you think would do a better job of handling each of the following issues with China

Question	Liberal		Conservative		NDP		Bloc		Green		Total
Overall management of the bilateral relations	51.02%	775	32.92%	500	11.52%	175	1.18%	18	3.36%	51	1519
Developing economic ties	48.58%	738	36.87%	560	10.47%	159	1.12%	17	2.96%	45	1519
Protecting Canadians in China	46.02%	699	34.50%	524	14.75%	224	1.05%	16	3.69%	56	1519
Protecting Canadian interests and values at home	38.45%	584	39.89%	606	15.60%	237	2.17%	33	3.88%	59	1519
Advancing human rights and democracy in China	50.69%	770	22.51%	342	21.00%	319	1.05%	16	4.74%	72	1519
Building peace and security	50.89%	773	30.61%	465	11.85%	180	1.38%	21	5.27%	80	1519

## Which party would do a better job with China about:

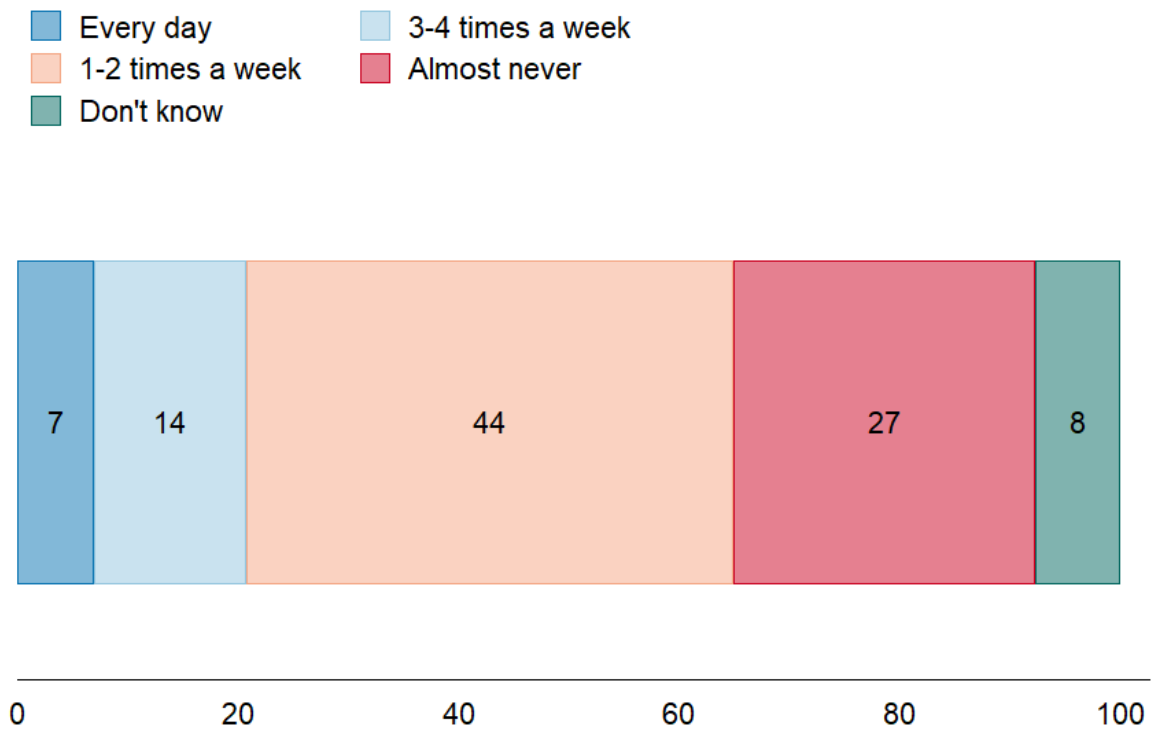


## **SOCIO-DEMOGRAPHIC QUESTIONS**

### 18. How often you listen, watch or read news about China?

Answer	%	Count
Every day	6.91%	105
3-4 times a week	13.82%	210
1-2 times a week	44.17%	671
Almost never	27.39%	416
Don't know	7.70%	117
Total	100%	1519

#### How often to you listen watch or read news about China?

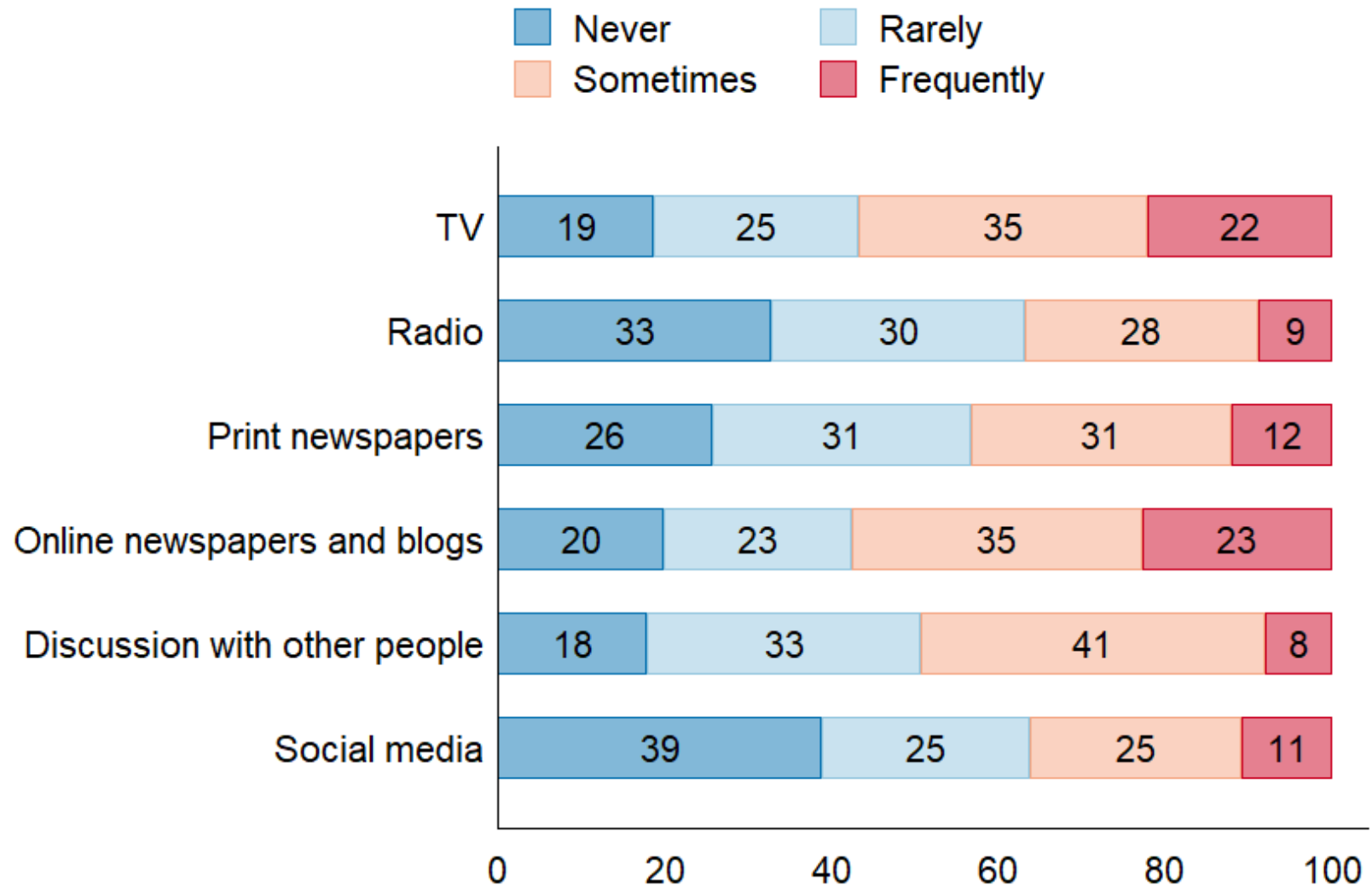


### 19. What often do you use the following sources for your news about China?

Question	Never		Rarely		Sometimes		Frequently		Total
TV	18.63%	283	24.69%	375	34.63%	526	22.05%	335	1519
Radio	32.85%	499	30.28%	460	28.11%	427	8.76%	133	1519
Print newspaper and magazines	25.61%	389	31.07%	472	31.34%	476	11.98%	182	1519
Online newspaper, magazine and blogs	19.82%	301	22.58%	343	34.83%	529	22.78%	346	1519
Social media (facebook, twitter, etc.)	38.78%	589	25.02%	380	25.48%	387	10.73%	163	1519
Discussion with other people	17.91%	272	32.78%	498	41.21%	626	8.10%	123	1519

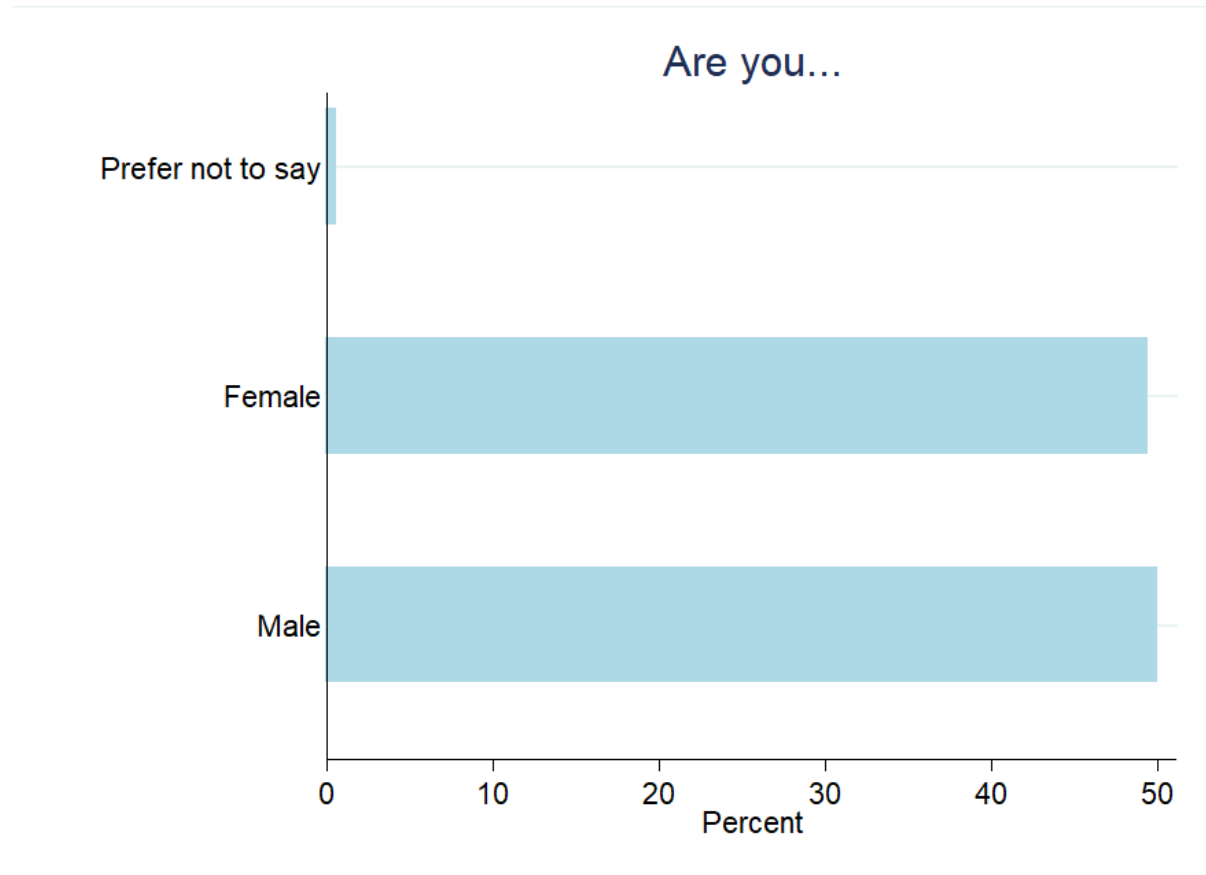


## How often do you use this source for your news about China?



## 20. Are you...

Answer	%	Count
Male	50.03%	760
Female	49.44%	751
Prefer not to say	0.53%	8
Total	100%	1519

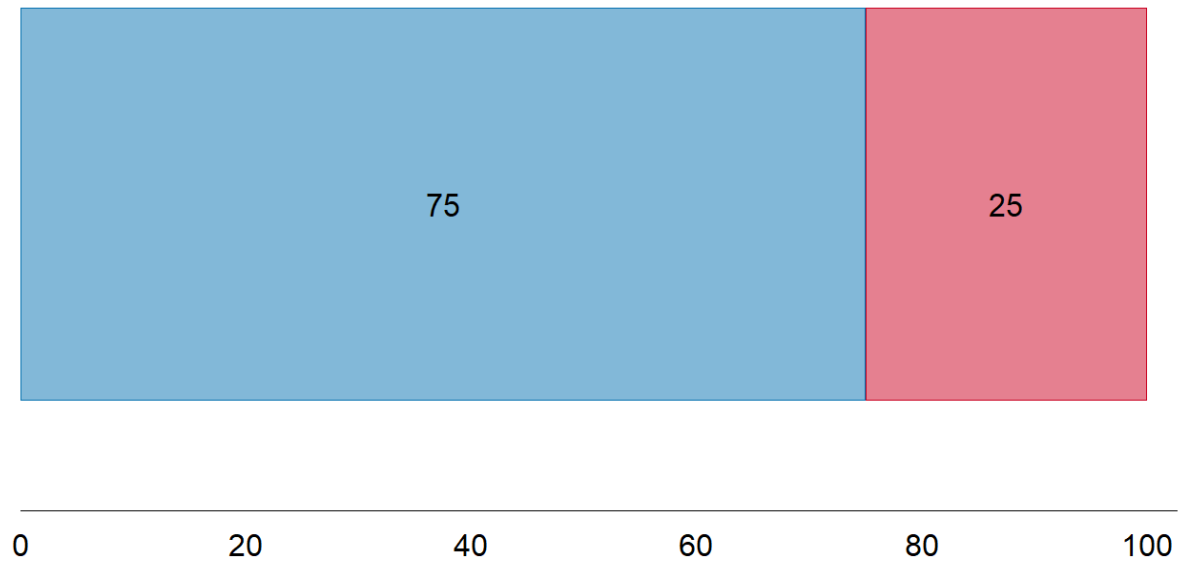


## 21. Were you born in Canada?

Were you born in Canada?

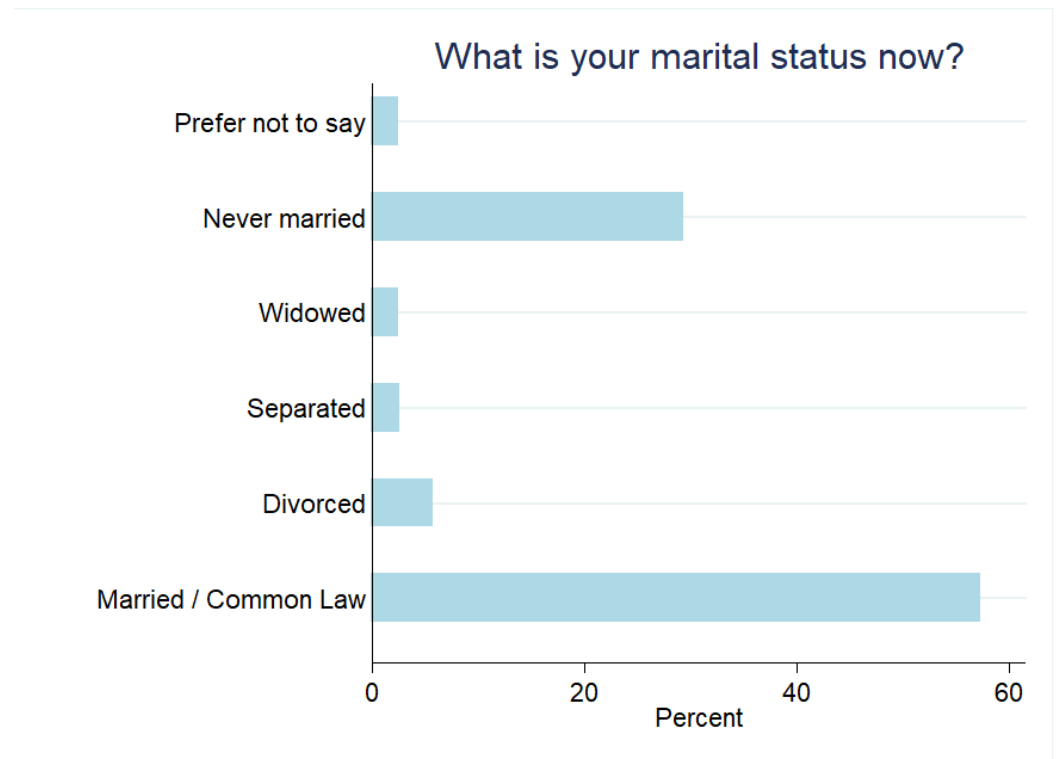
■ Yes ■ No

Answer	%	Count
Yes	75.05%	1140
No	24.95%	379
Total	100%	1519



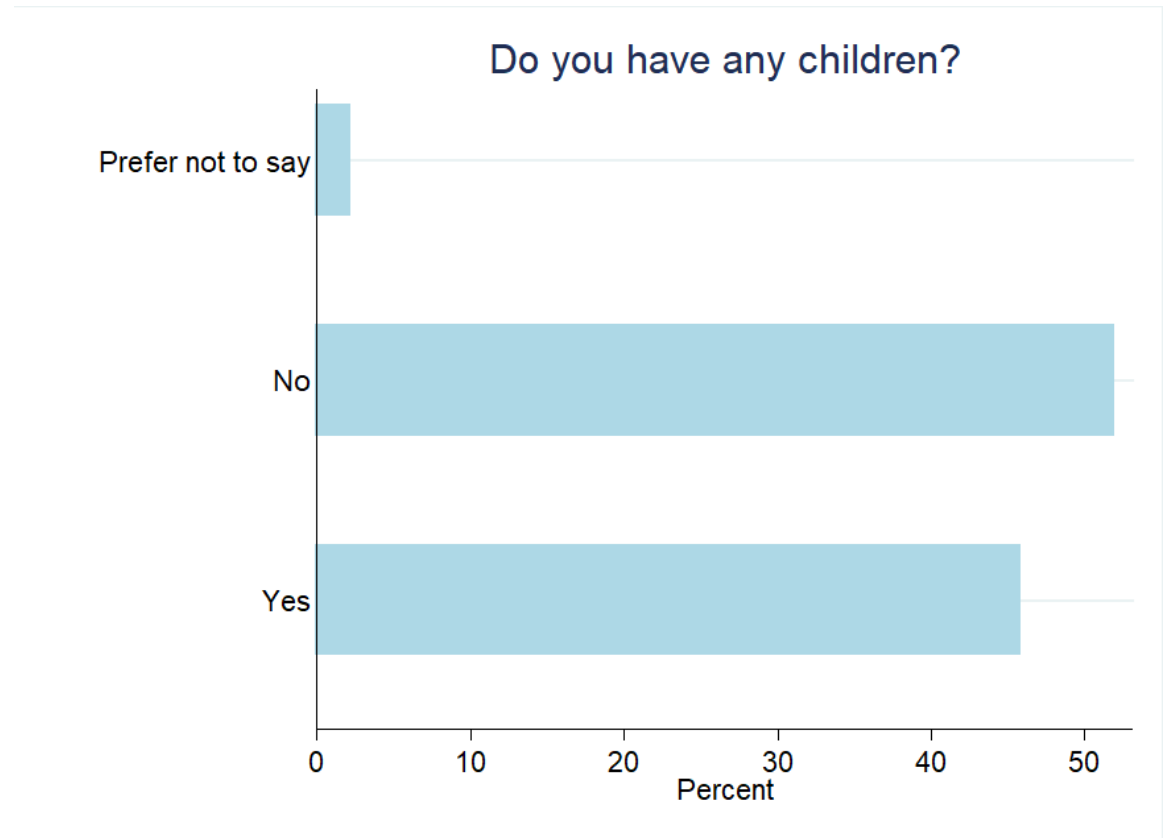
## 22. What is your marital status now?

Answer	%	Count
Married / in a common law relationship	57.34%	871
Divorced	5.79%	88
Separated	2.63%	40
Widowed	2.50%	38
Never married	29.30%	445
Prefer not to say	2.44%	37
Total	100%	1519



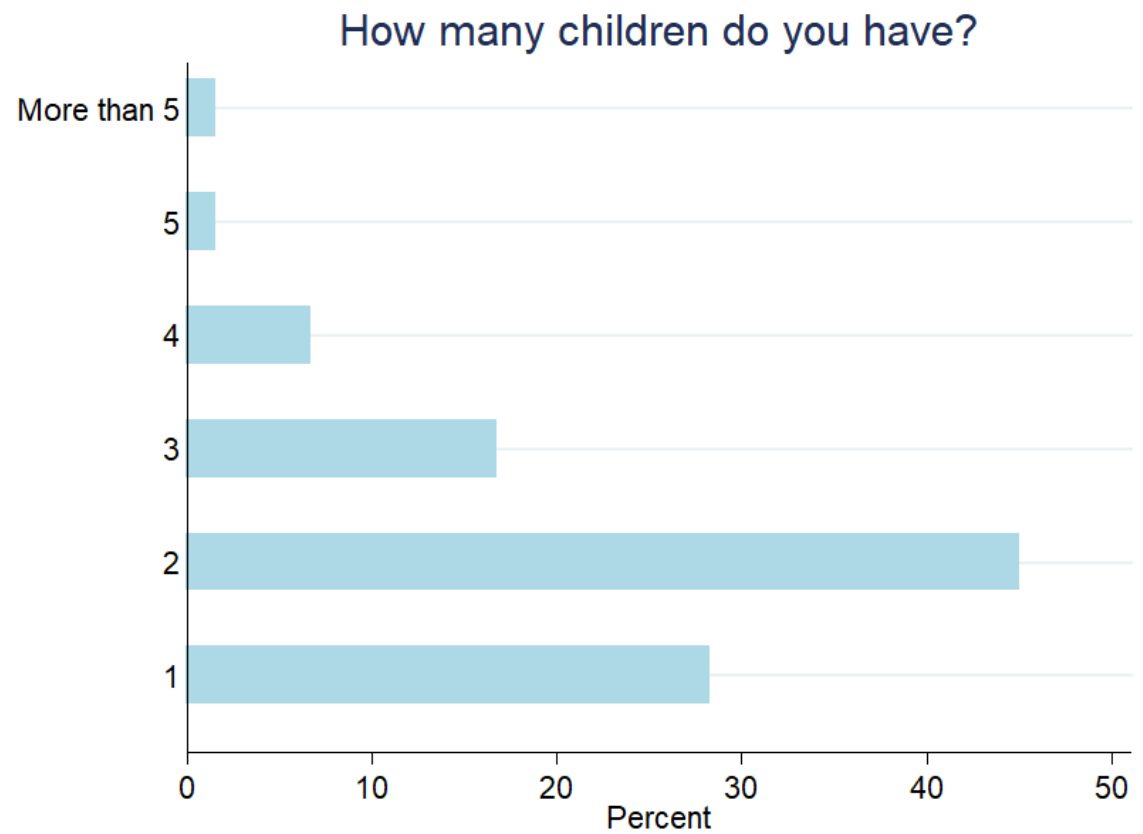
### 23. Do you have any children?

Answer	%	Count
Yes	45.89%	697
No	51.94%	789
Prefer not to say	2.17%	33
Total	100%	1519



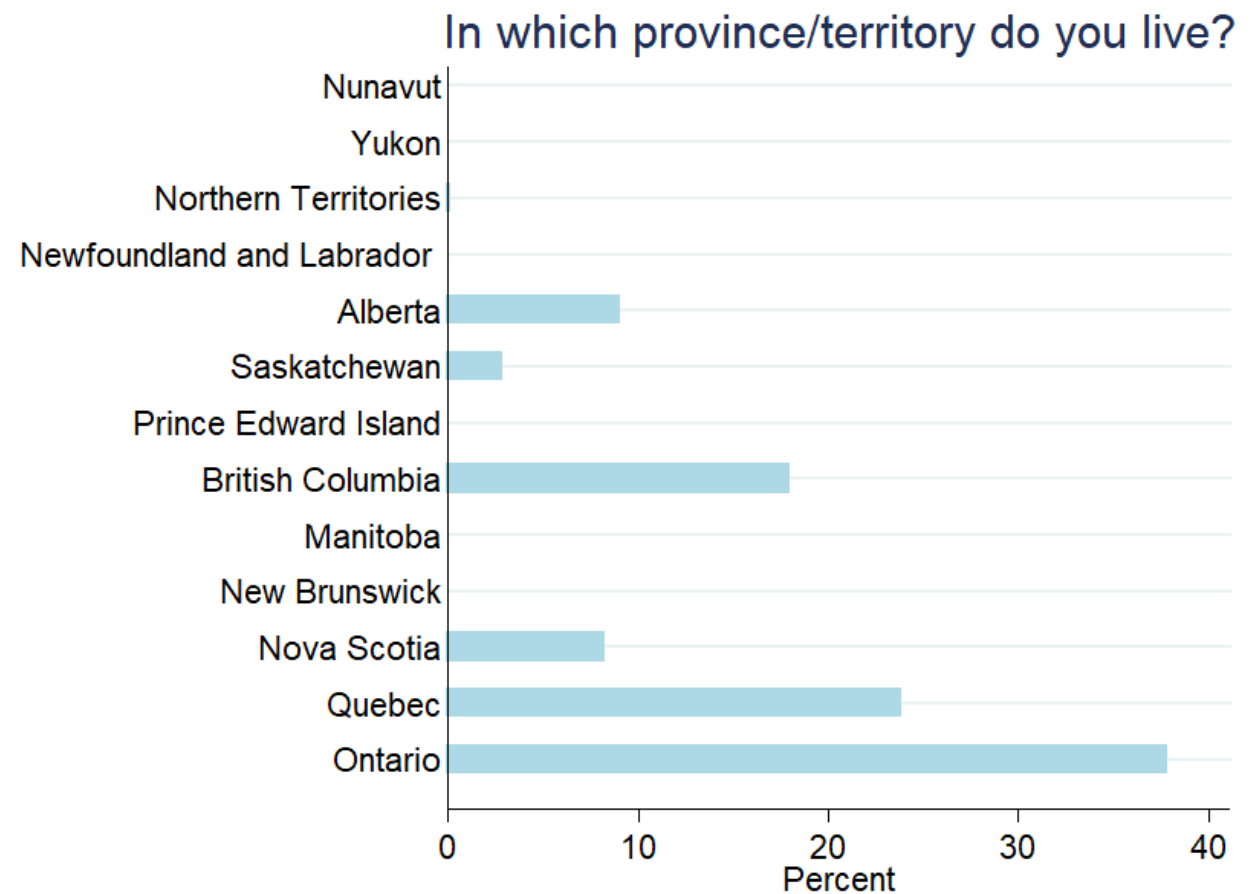
## 24. How many children do you have?

Answer	%	Count
1	28.26%	197
2	45.05%	314
3	16.79%	117
4	6.74%	47
5	1.58%	11
more than 5	1.58%	11
Total	100%	697



## 25. In which province/territory do you live?

Answer	%	Count
Ontario	37.85%	575
Quebec	23.83%	362
Nova Scotia	3.62%	55
New Brunswick	2.17%	33
Manitoba	1.58%	24
British Columbia	17.97%	273
Prince Edward Island	1.05%	16
Saskatchewan	1.32%	20
Alberta	9.08%	138
Newfoundland and Labrador	1.38%	21
Northern Territories	0.00%	0
Yukon	0.07%	1
Nunavut	0.07%	1
Total	100%	1519

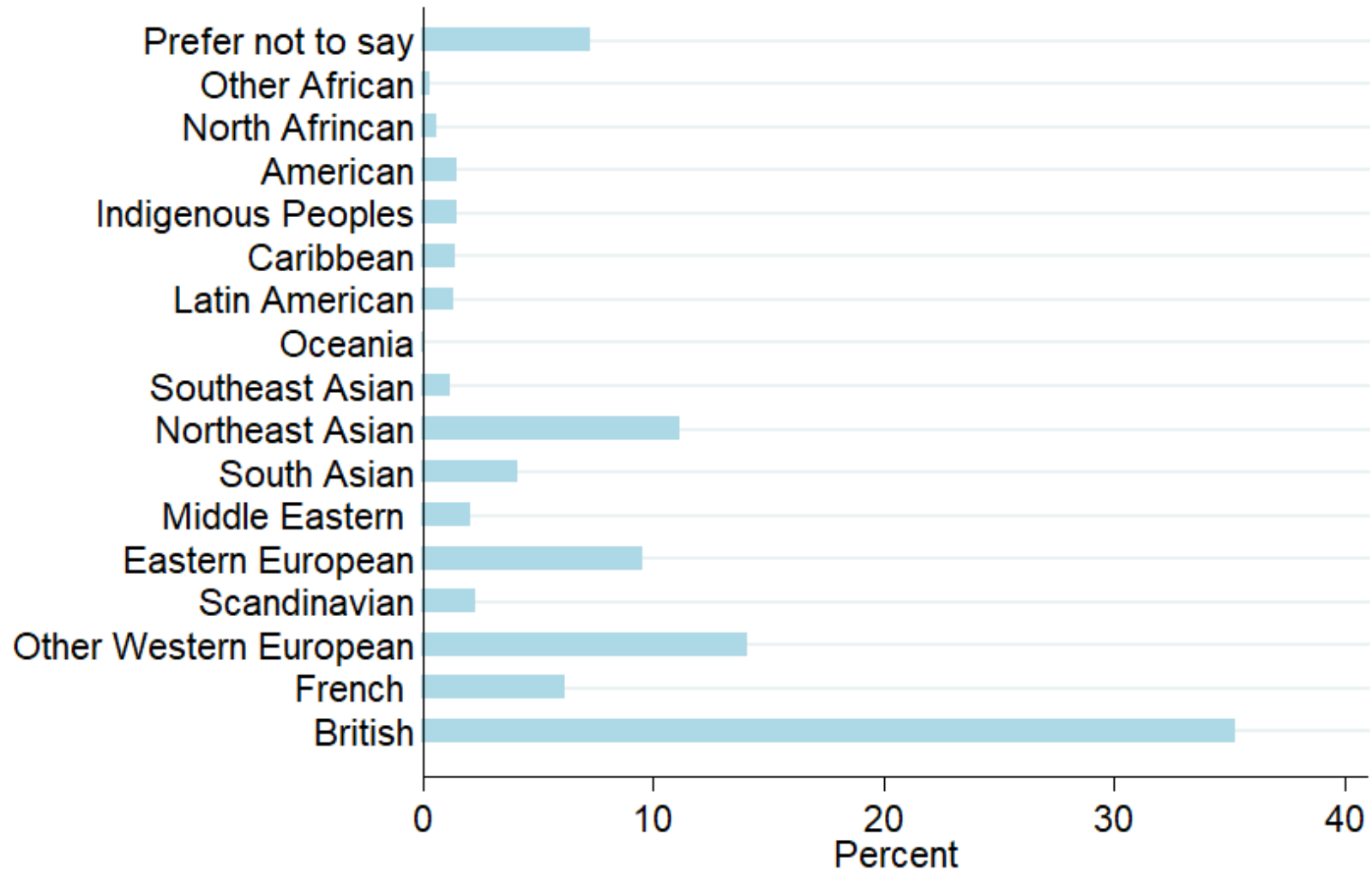


## 26. Other than Canadian, to which ethnic or cultural group(s) do your ancestors belong?

Answer	%	Count
British (e.g., English, Scottish, Irish, Welsh)	35.22%	535
French	6.19%	94
Other Western European (e.g., Italian, Spanish, German)	14.09%	214
Scandinavian (e.g., Swedish, Finn, Danish, Norwegian)	2.30%	35
Eastern European (e.g., Polish, Russian, Slav, Greek)	9.55%	145
Middle Eastern (e.g., Lebanese, Turk, Iraqi)	2.04%	31
South Asian (e.g., Pakistani, Indian, Sri Lankan)	4.15%	63
Northeast Asian (e.g., Chinese, Japanese, Korean)	11.19%	170
Southeast Asian (e.g., Filipino, Vietnamese, Indonesian)	1.18%	18
Oceania (e.g., Australian, New Zealander, Polynesian)	0.07%	1
Latin American (e.g., Mexican, Brazilian, Chilean)	1.32%	20
Caribbean (e.g., Jamaican, Trinidadian, Haitian)	1.45%	22
Indigenous Peoples in Canada (e.g., First Nations, Inuit, Métis)	1.51%	23
American (general mention)	1.51%	23
North African (e.g., Egypt, Libya, Morocco, Tunisia)	0.59%	9
Other African (e.g., Nigerian, Somali, Kenyan)	0.33%	5
Prefer not to say	7.31%	111
Total	100%	1519



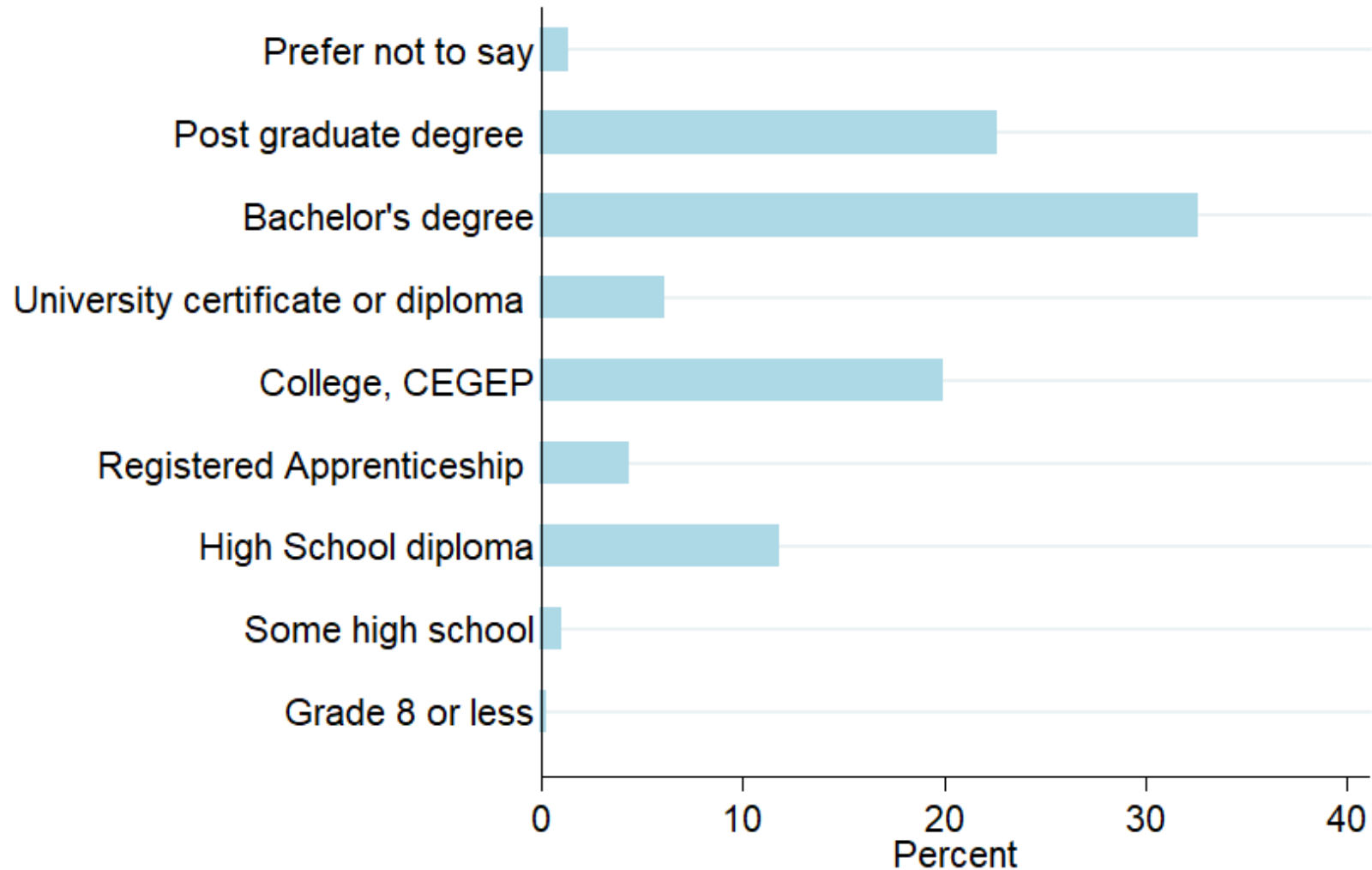
### Other than Canadian to which ethnic or cultural group(s) do your ancestors belong?



## 27. What is the highest level of schooling you have completed?

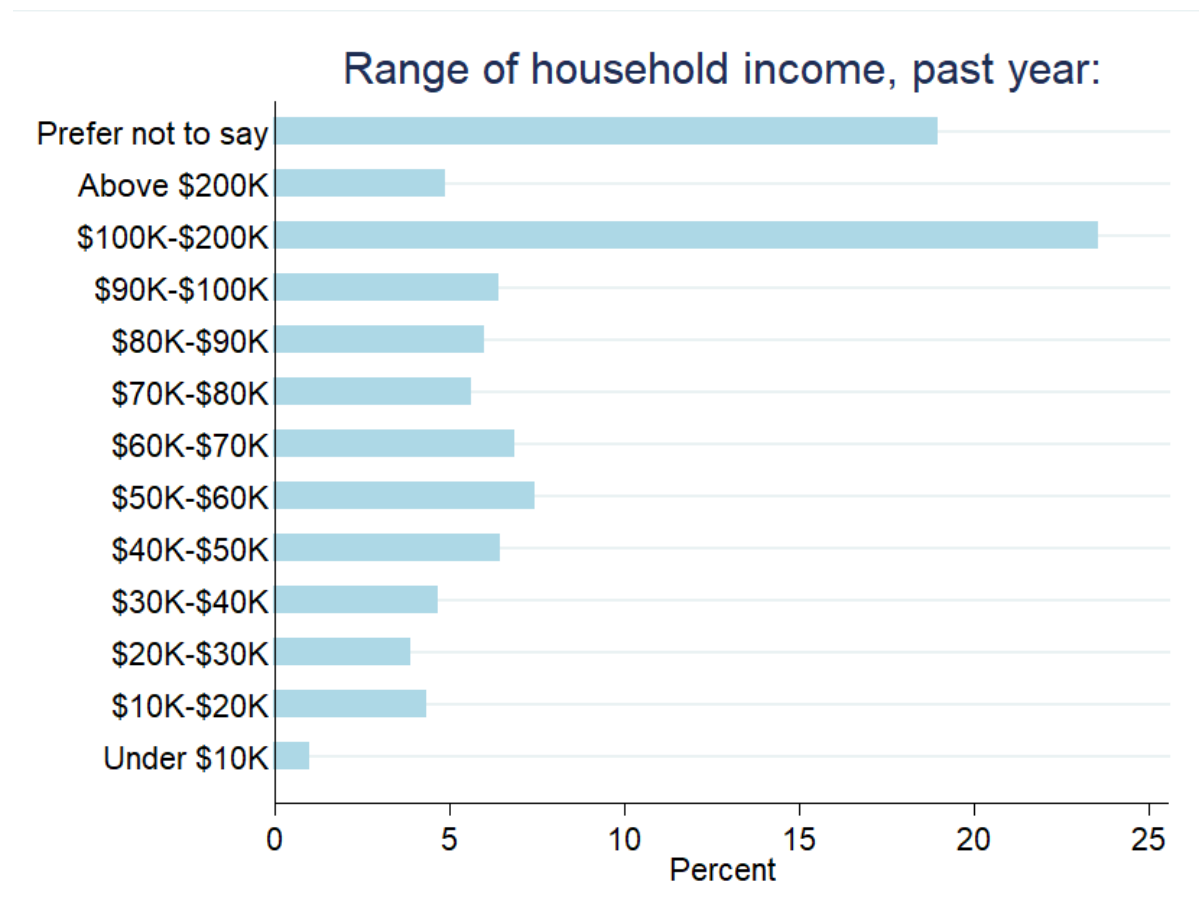
Answer	%	Count
Grade 8 or less	0.20%	3
Some high school	0.99%	15
High School diploma or equivalent	11.85%	180
Registered Apprenticeship or other trades certificate or diploma	4.34%	66
College, CEGEP or other non-university certificate or diploma	19.95%	303
University certificate or diploma below bachelor's level	6.12%	93
Bachelor's degree	32.59%	495
Post graduate degree above bachelor's level	22.65%	344
Prefer not to say	1.32%	20
Total	100%	1519

## What is the highest level of schooling you have completed?



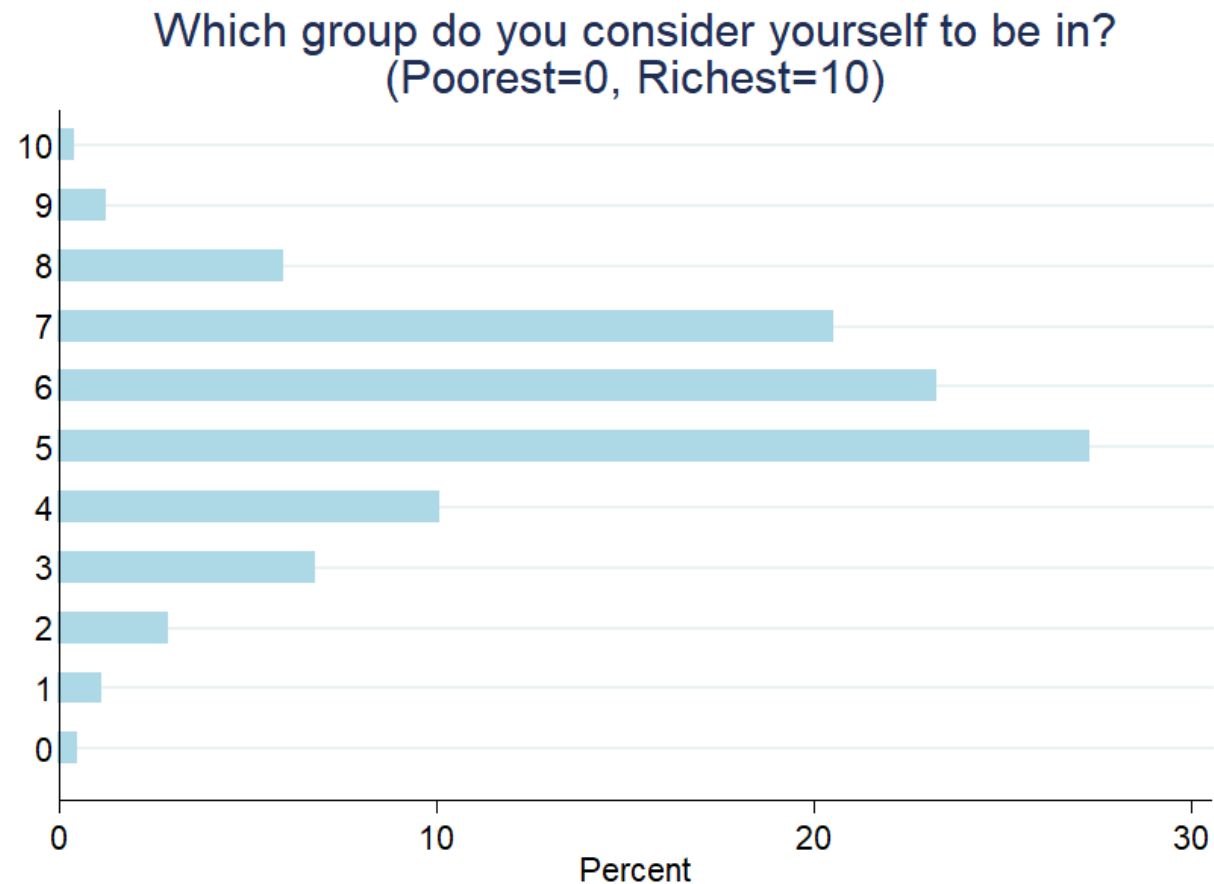
## 28. What was the range of your household income last year?

Answer	%	Count
Under \$10,000	0.99%	15
Between \$10,000 to \$20,000	4.34%	66
Between \$20,000 to \$30,000	3.88%	59
Between \$30,000 to \$40,000	4.67%	71
Between \$40,000 to \$50,000	6.45%	98
Between \$50,000 to \$60,000	7.44%	113
Between \$60,000 to \$70,000	6.85%	104
Between \$70,000 to \$80,000	5.60%	85
Between \$80,000 to \$90,000	5.99%	91
Between \$90,000 to \$100,000	6.39%	97
Between \$100,000 to \$200,000	23.57%	358
Above \$200,000	4.87%	74
Prefer not to say	18.96%	288
Total	100%	1519



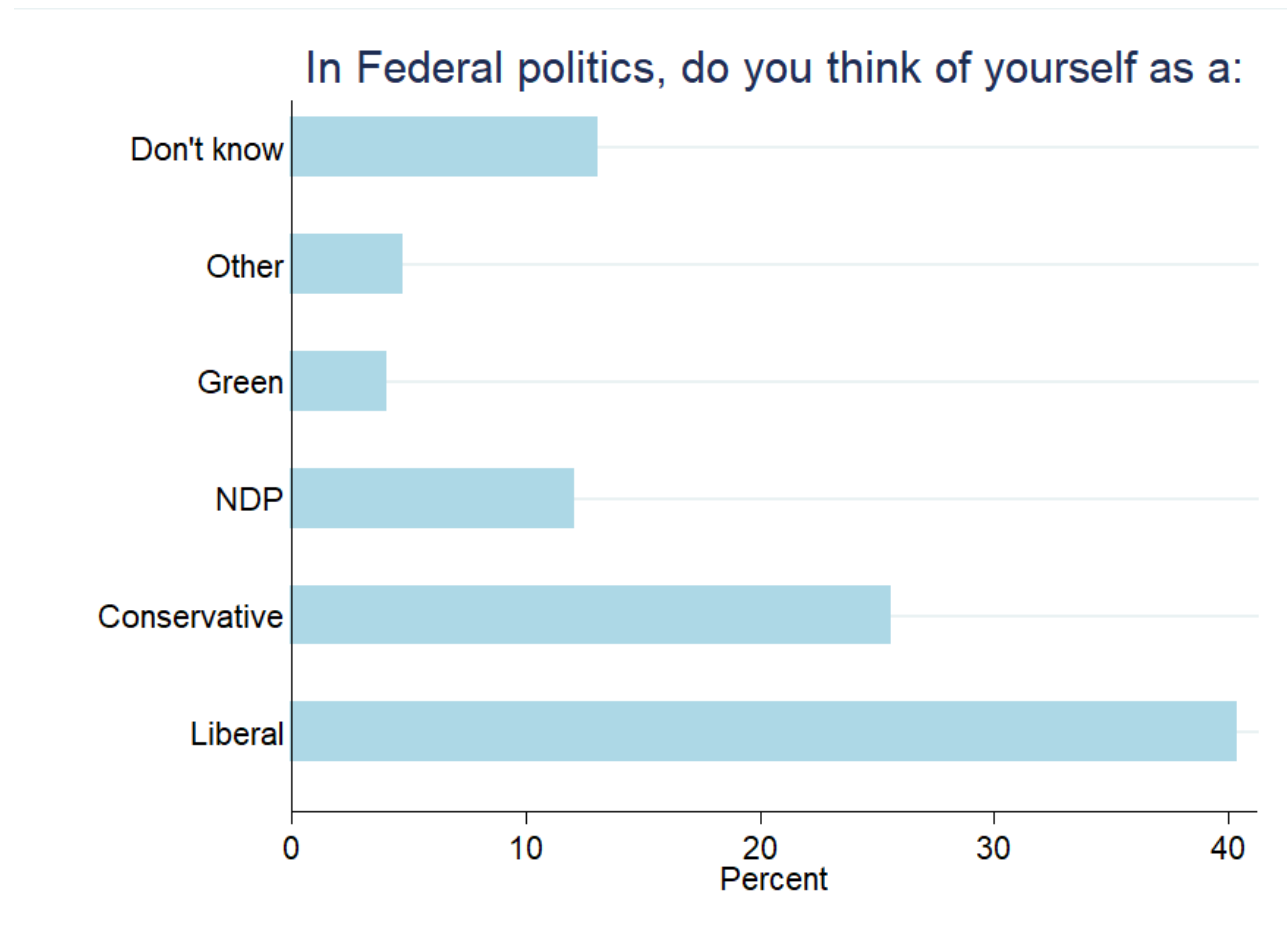
29. People can be divided into different social groups based on their economic conditions. In the scale below, 0 represents the poorest group and 10 represents the richest group. Which group do you consider yourself to be in? Please select a number from the scale that best corresponds to your group.

Answer	%	Count
0	0.46%	7
1	1.12%	17
2	2.90%	44
3	6.78%	103
4	10.07%	153
5	27.32%	415
6	23.24%	353
7	20.54%	312
8	5.92%	90
9	1.25%	19
10	0.39%	6
Total	100%	1519



30. In Federal politics, do you usually think of yourself as a:

Answer	%	Count
Liberal	40.36%	613
Conservative	25.61%	389
NDP	12.11%	184
Green	4.08%	62
Other	4.74%	72
None	13.10%	199
Total	100%	1519

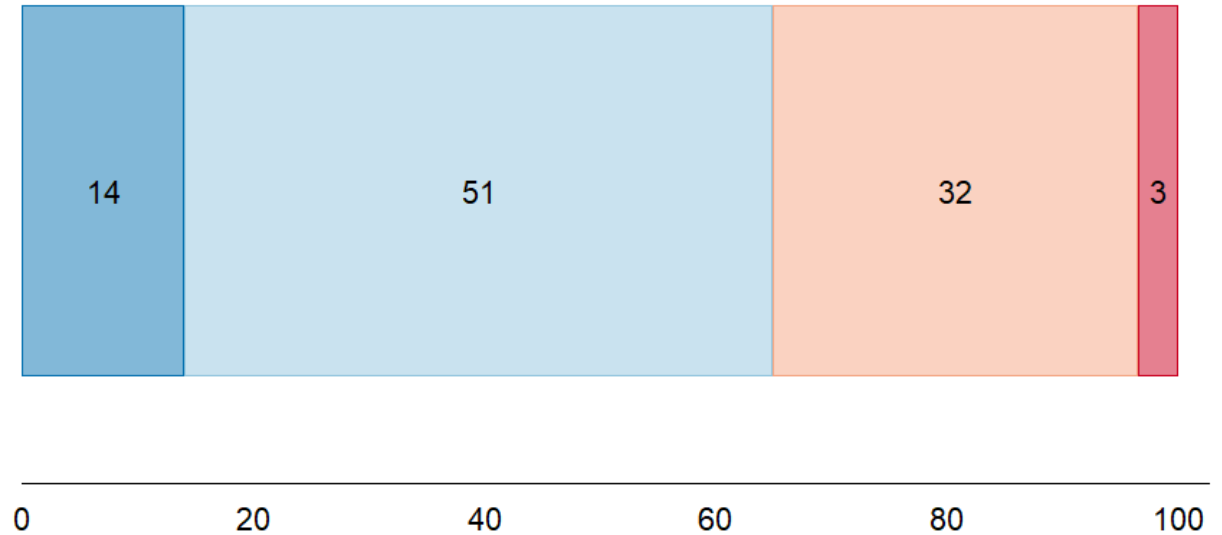


31. How strongly do you associate with the [answer to previous question] party?

How strongly do you associate with your party?

■ Very strongly      ■ Fairly strongly  
■ Not very strongly      ■ Don't know

Answer	%	Count
Very strongly	14.10%	176
Fairly strongly	50.80%	634
Not very strongly	31.65%	395
Don't know	3.45%	43
Total	100%	1248



### 32. What year were you born?

	Year born	Age
Mean	1971	46
Standard deviation	14.6	14.6
Min	1929	18
Max	1999	88
Total	1519	1519

