



THE UNIVERSITY OF BRITISH COLUMBIA

School of Public Policy and Global Affairs



PUBLIC ATTITUDES IN QUEBEC ON CHINA AND CANADA-CHINA RELATIONS: ENGLISH LANGUAGE RESPONDENTS

Paul Evans, Xiaojun Li and Pascale Massot
The University of British Columbia and University of Ottawa

Report of Collected Data
7 May 2018

Method: Qualtrics panel survey of 296 Canadian adults from Quebec (18+); adjusted to match the latest census data on age and gender; in the field December 18, 2017 to March 5, 2018; margin of error +/- 6%; median completion time of 16 minutes. These are the responses from those who chose to complete the survey in English. .

In total, 14 demographic questions (including party affiliations/support) and 60 on substantive matters and preferences.

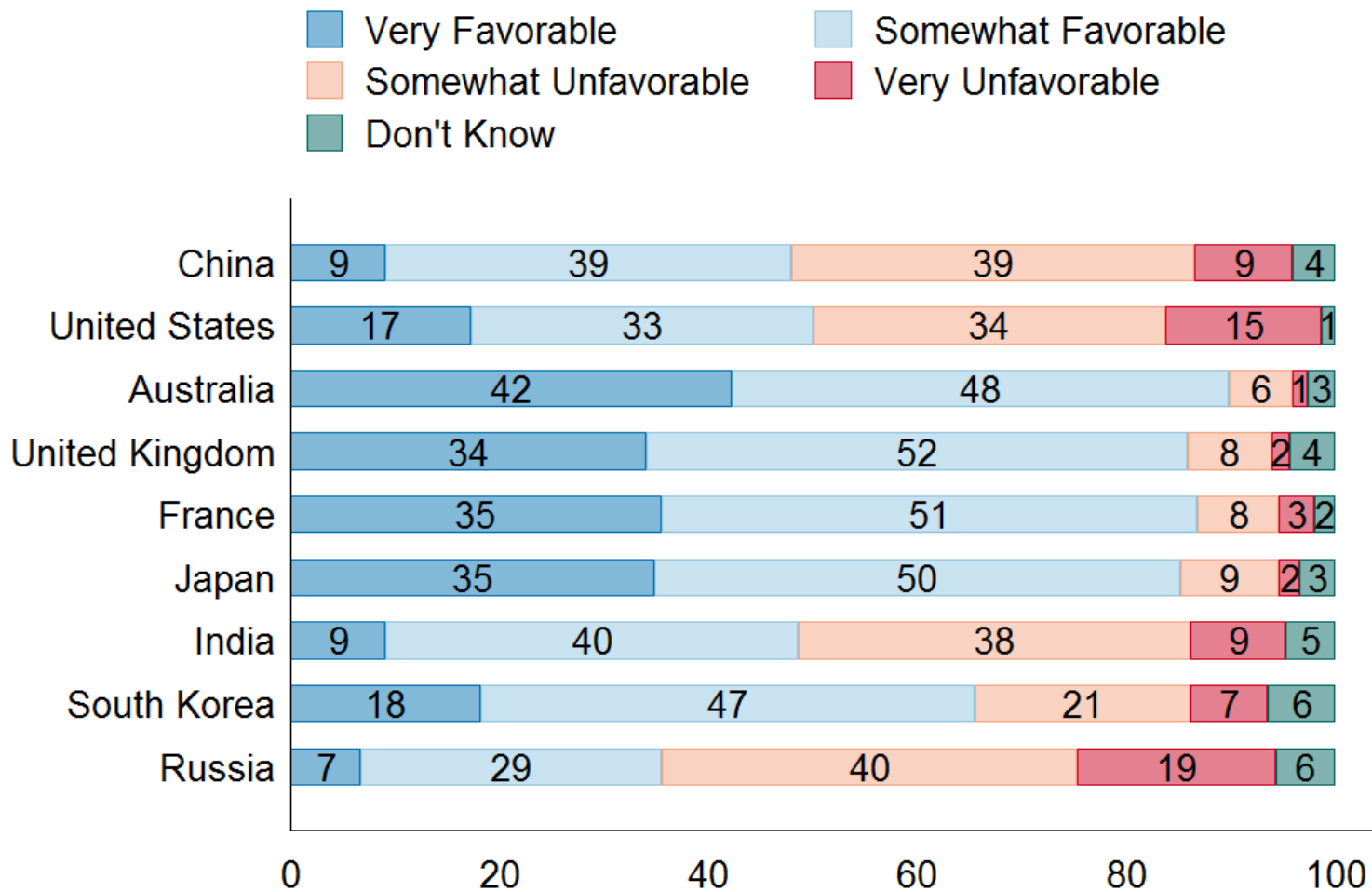
About this report: The substantive questions are presented first, followed by the demographic questions. In each case, the wording of the question is presented as it was shown to the respondents, together with a table summarizing the results. A graph shows at a glance what the question was about. The wording in some of them has been simplified from what was posed in the survey questionnaire. .

SUBSTANTIVE QUESTIONS

1. Please tell me if you have a very favorable, somewhat favorable, somewhat unfavorable or very unfavorable opinion of the following countries?

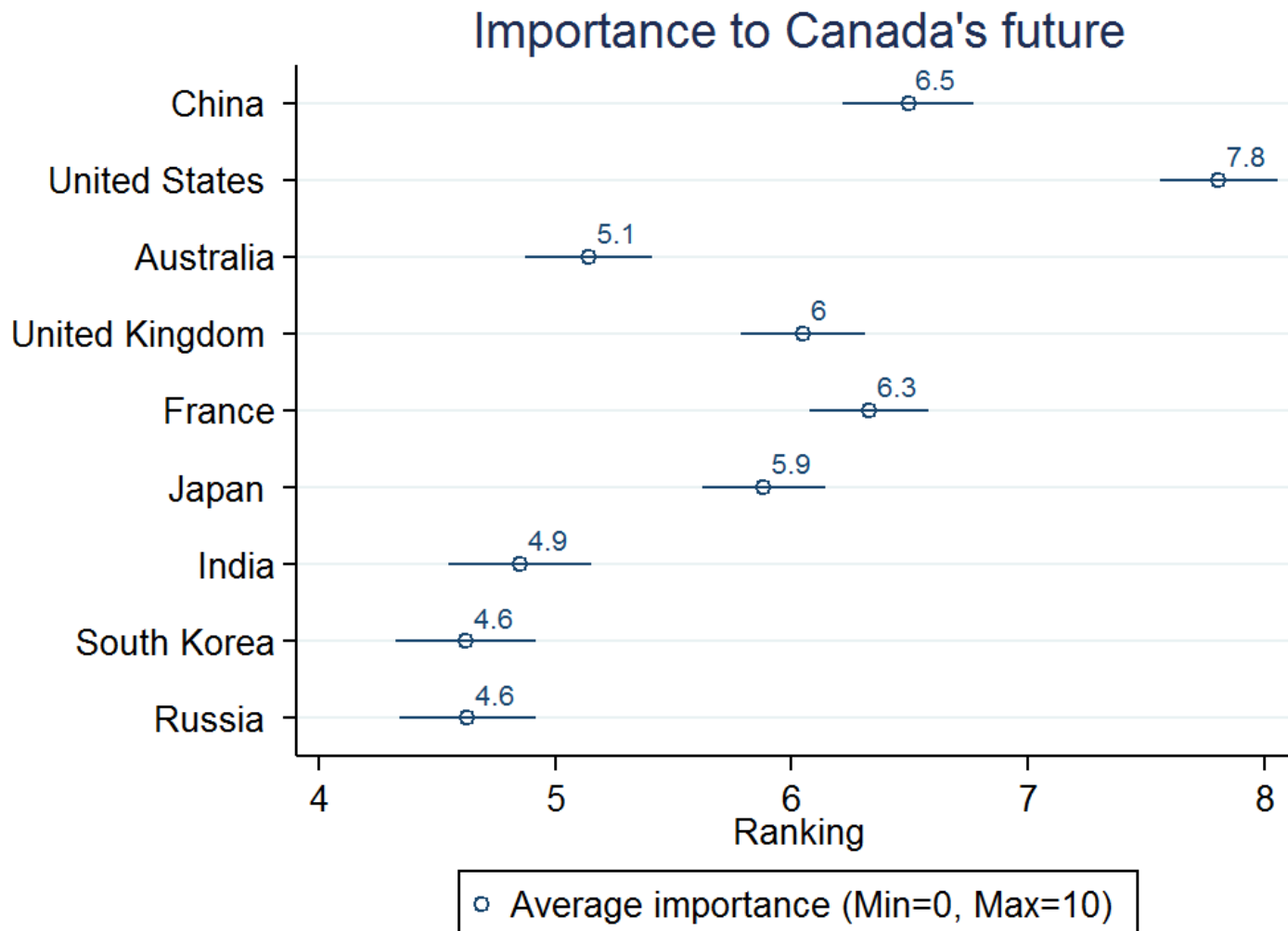
| | Very favorable | % | Somewhat favorable | % | Somewhat unfavorable | % | Very unfavorable | % | Don't know | % | Total |
|----------------|-------------------|-------|-----------------------|-------|-------------------------|-------|---------------------|-------|---------------|------|-------|
| China | 27 | 9.12 | 115 | 38.85 | 114 | 38.51 | 28 | 9.46 | 12 | 4.05 | 296 |
| United States | 51 | 17.23 | 97 | 32.77 | 100 | 33.78 | 44 | 14.86 | 4 | 1.35 | 296 |
| Australia | 125 | 42.23 | 141 | 47.64 | 18 | 6.08 | 4 | 1.35 | 8 | 2.7 | 296 |
| United Kingdom | 101 | 34.12 | 153 | 51.69 | 24 | 8.11 | 5 | 1.69 | 13 | 4.39 | 296 |
| France | 105 | 35.47 | 152 | 51.35 | 23 | 7.77 | 10 | 3.38 | 6 | 2.03 | 296 |
| Japan | 103 | 34.8 | 149 | 50.34 | 28 | 9.46 | 6 | 2.03 | 10 | 3.38 | 296 |
| India | 27 | 9.12 | 117 | 39.53 | 111 | 37.5 | 27 | 9.12 | 14 | 4.73 | 296 |
| South Korea | 54 | 18.24 | 140 | 47.3 | 61 | 20.61 | 22 | 7.43 | 19 | 6.42 | 296 |
| Russia | 20 | 6.76 | 85 | 28.72 | 118 | 39.86 | 56 | 18.92 | 17 | 5.74 | 296 |

Your opinion about these countries is:



2. In your view, how important are the following countries to Canada's future?

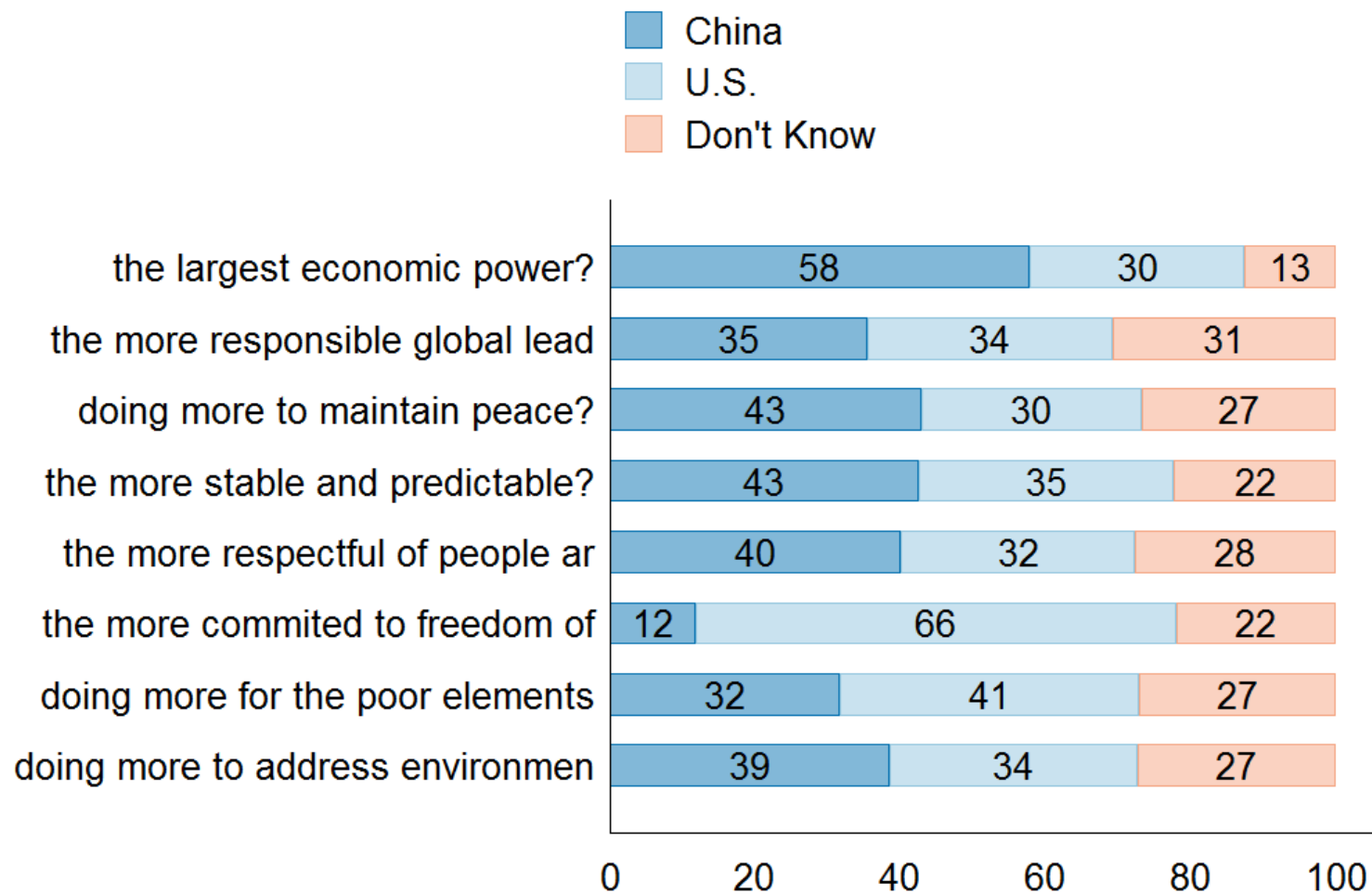
| Field | Minimum | Maximum | Mean | Std Deviation | Variance | Count |
|----------------|---------|---------|------|---------------|----------|-------|
| China | 0.00 | 10.00 | 6.5 | 2.4 | 5.8 | 296 |
| United States | 0.00 | 10.00 | 7.8 | 2.1 | 4.8 | 296 |
| Australia | 0.00 | 10.00 | 5.1 | 2.3 | 5.6 | 296 |
| United Kingdom | 0.00 | 10.00 | 6.0 | 2.3 | 5.2 | 296 |
| France | 0.00 | 10.00 | 6.3 | 2.2 | 4.8 | 296 |
| Japan | 0.00 | 10.00 | 5.9 | 2.3 | 5.1 | 296 |
| India | 0.00 | 10.00 | 4.9 | 2.6 | 7.0 | 296 |
| South Korea | 0.00 | 10.00 | 4.6 | 2.6 | 6.7 | 296 |
| Russia | 0.00 | 10.00 | 4.6 | 2.5 | 6.4 | 296 |



3. Comparing the US and China, and looking out over the next decade, which country do you feel...

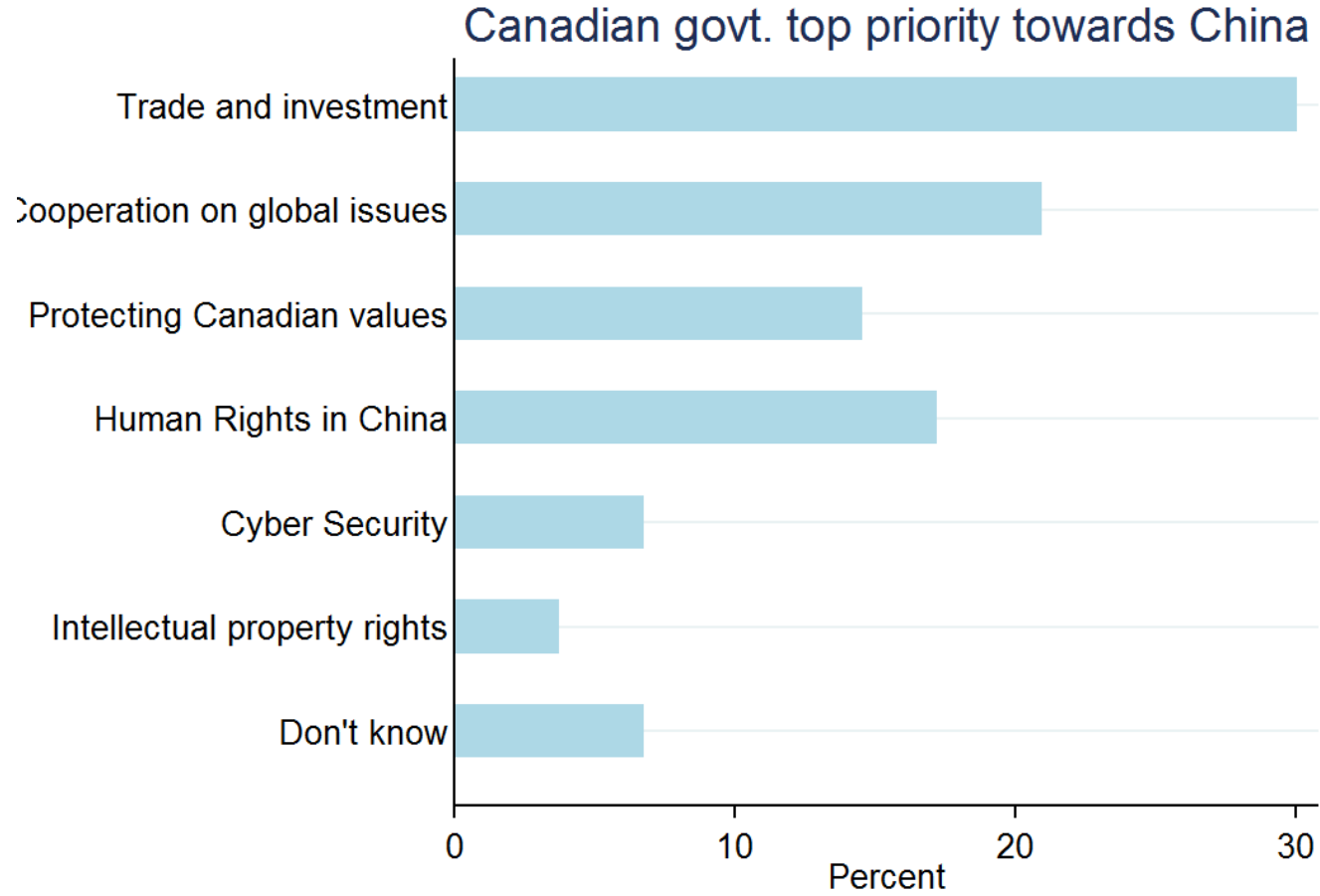
| | China | % | United States | % | Don't know | % | Total |
|---|-------|-------|---------------|-------|------------|-------|-------|
| will be the largest economic power? | 171 | 57.77 | 88 | 29.73 | 37 | 12.5 | 296 |
| will be the more responsible global leader? | 105 | 35.47 | 100 | 33.78 | 91 | 30.74 | 296 |
| do more to maintain peace and avoid conflict? | 127 | 42.91 | 90 | 30.41 | 79 | 26.69 | 296 |
| be more stable and predictable? | 126 | 42.57 | 104 | 35.14 | 66 | 22.3 | 296 |
| be more respectful of other people around the world? | 119 | 40.2 | 95 | 32.09 | 82 | 27.7 | 296 |
| be more committed to freedom of speech and expression? | 35 | 11.82 | 196 | 66.22 | 65 | 21.96 | 296 |
| do more for the poorest elements of their country? | 94 | 31.76 | 122 | 41.22 | 80 | 27.03 | 296 |
| do more to address climate change and environmental issues? | 114 | 38.51 | 101 | 34.12 | 81 | 27.36 | 296 |

In the next decade - which country will be:



4. Which elements of the relationship with China do you think should be the highest priority for the Canadian government?

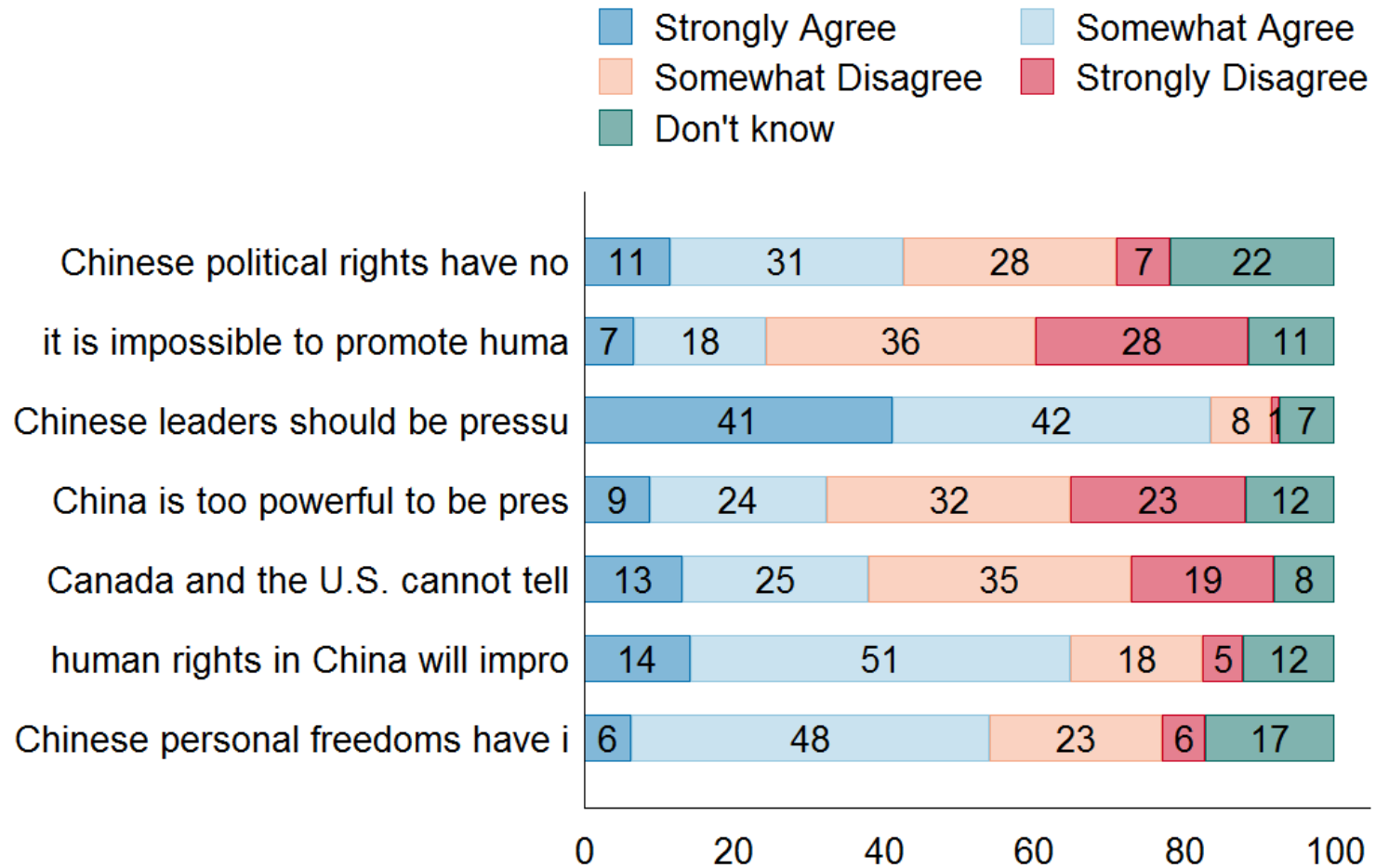
| Answer | % | Count |
|---|-------|-------|
| Cooperation on global issues like climate change, epidemics, counter-terrorism | 20.95 | 62 |
| Promoting trade and investment including negotiation of some kind of free trade agreement or comprehensive economic partnership | 30.07 | 89 |
| Addressing cyber security | 6.76 | 20 |
| Advancing human rights and democratic reforms in China | 17.23 | 51 |
| Protecting Canadian values and institutions at home from growing Chinese influence | 14.53 | 43 |
| Addressing intellectual property rights | 3.72 | 11 |
| Don't know | 6.76 | 20 |
| Total | 100% | 296 |



5. Regarding the human rights situation in China, do you agree with the following statements?

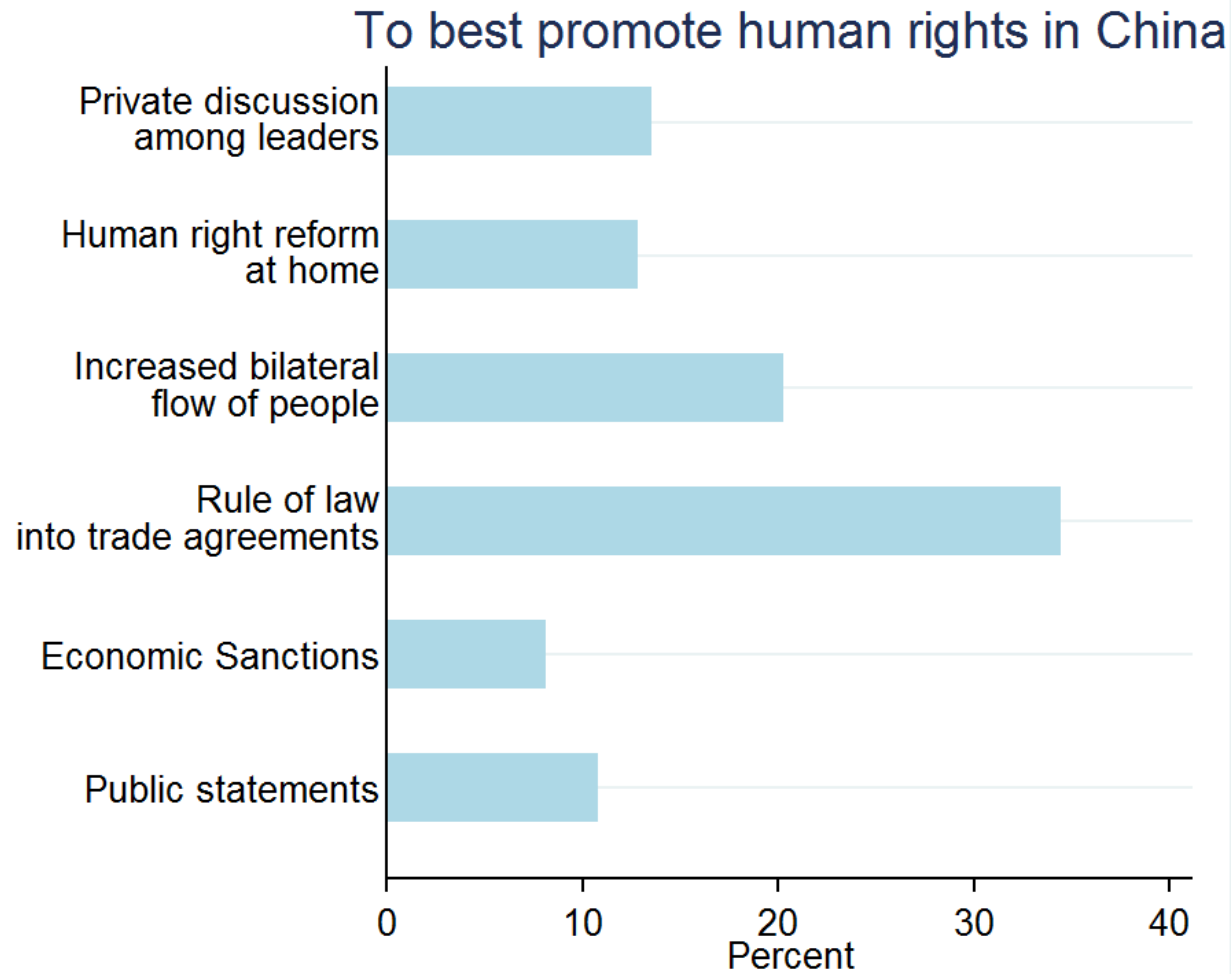
| Question | Strongly Agree | % | Somewhat Agree | % | Somewhat Disagree | % | Strongly Disagree | % | Don't know | % | Total |
|--|----------------|-------|----------------|-------|-------------------|-------|-------------------|-------|------------|-------|-------|
| The political rights of Chinese citizens have not improved in the past decade | 34 | 11.49 | 92 | 31.08 | 84 | 28.38 | 21 | 7.09 | 65 | 21.96 | 296 |
| It's impossible to promote human rights while expanding economic relations | 20 | 6.76 | 52 | 17.57 | 106 | 35.81 | 84 | 28.38 | 34 | 11.49 | 296 |
| Chinese leaders should be pressured to respect international treaties and covenants on human rights that they have signed | 122 | 41.22 | 125 | 42.23 | 24 | 8.11 | 3 | 1.01 | 22 | 7.43 | 296 |
| China is now too big and powerful to be pressured into adopting Western standards of human rights | 26 | 8.78 | 70 | 23.65 | 96 | 32.43 | 69 | 23.31 | 35 | 11.82 | 296 |
| Canadians and Americans are in no moral position to tell other countries how to treat their own citizens | 39 | 13.18 | 73 | 24.66 | 104 | 35.14 | 56 | 18.92 | 24 | 8.11 | 296 |
| The human rights situation in China will improve as its economy opens and more Chinese are exposed to the political systems and ways of life in other countries including Canada | 42 | 14.19 | 150 | 50.68 | 52 | 17.57 | 16 | 5.41 | 36 | 12.16 | 296 |
| Personal freedoms of Chinese citizens have improved in the past decade | 19 | 6.42 | 141 | 47.64 | 68 | 22.97 | 17 | 5.74 | 51 | 17.23 | 296 |

Regarding the human rights situation in China:



6. How could Canada best promote human rights in China?

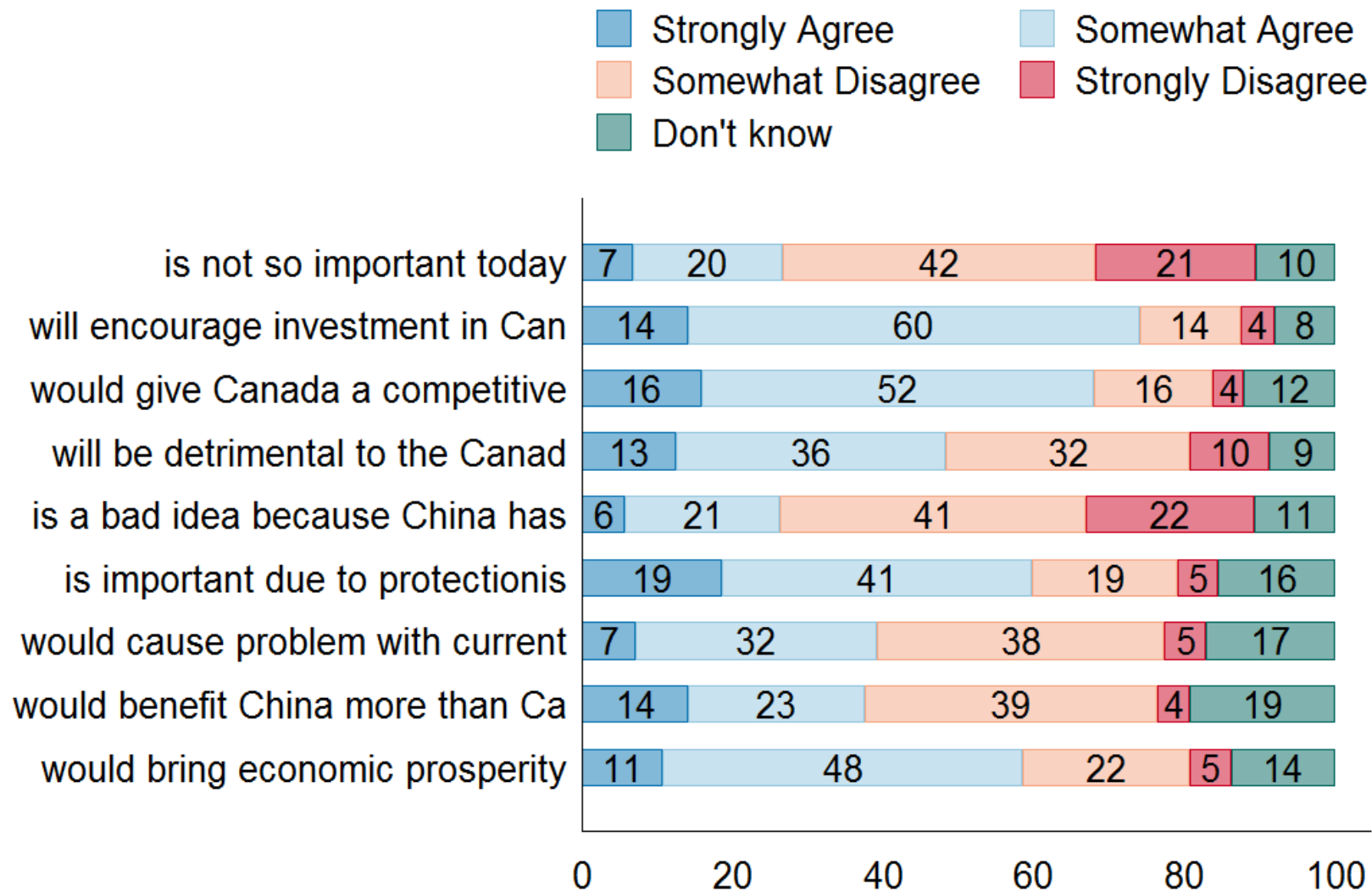
| Answer | % | Count |
|--|-------|-------|
| public statements and pressure by the Canadian government | 10.81 | 32 |
| threat of economic sanctions | 8.11 | 24 |
| helping strengthen the rule of law in China through provisions and practices built into trade agreements | 34.46 | 102 |
| increasing flows of people bilateral exchanges, such as two-way movements of students and tourists | 20.27 | 60 |
| by strengthening human rights and democratic reforms here at home | 12.84 | 38 |
| raising concerns privately in discussion between officials and leaders | 13.51 | 40 |
| Total | 100% | 296 |



7. Canada has recently opened exploratory talks on a Canada-China free trade agreement. Do you agree or disagree with each of the following arguments regarding expanded trade with China? Expanded trade with China ...

| Question | Strongly agree | | Somewhat agree | | Somewhat disagree | | Strongly disagree | | Don't know | | Total |
|---|----------------|-------|----------------|-------|-------------------|-------|-------------------|-------|------------|-------|-------|
| is not so important today because China's future economic outlook is far from certain as economic growth rate slows down | 20 | 6.76 | 59 | 19.93 | 123 | 41.55 | 63 | 21.28 | 31 | 10.47 | 296 |
| is likely to encourage needed investment in Canadian businesses | 42 | 14.19 | 177 | 59.8 | 40 | 13.51 | 13 | 4.39 | 24 | 8.11 | 296 |
| would give Canada a competitive edge over other countries | 47 | 15.88 | 154 | 52.03 | 47 | 15.88 | 12 | 4.05 | 36 | 12.16 | 296 |
| is likely to be detrimental as it will lead to an influx of cheap Chinese goods that will compete with Canadian products in the Canadian market | 37 | 12.5 | 106 | 35.81 | 96 | 32.43 | 31 | 10.47 | 26 | 8.78 | 296 |
| is a bad idea, because we should not get too involved with a country governed by the communist party, and with different values and culture | 17 | 5.74 | 61 | 20.61 | 120 | 40.54 | 66 | 22.3 | 32 | 10.81 | 296 |
| is important today due to rising protectionist sentiments in the US and in Europe | 55 | 18.58 | 122 | 41.22 | 57 | 19.26 | 16 | 5.41 | 46 | 15.54 | 296 |
| would cause problems for Canada with the current U.S. Administration | 21 | 7.09 | 95 | 32.09 | 113 | 38.18 | 16 | 5.41 | 51 | 17.23 | 296 |
| would benefit China more than it would benefit Canada | 42 | 14.19 | 69 | 23.31 | 115 | 38.85 | 13 | 4.39 | 57 | 19.26 | 296 |
| would bring greater economic prosperity to Canada | 32 | 10.81 | 141 | 47.64 | 66 | 22.3 | 16 | 5.41 | 41 | 13.85 | 296 |

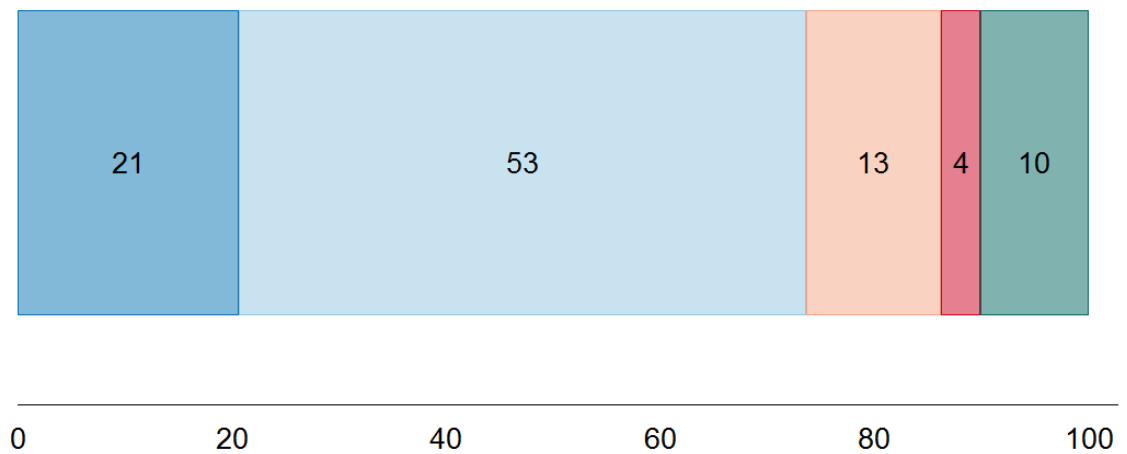
Expanded trade with China:



8. Do you support or oppose the Canadian government entering into a free trade agreement with China?

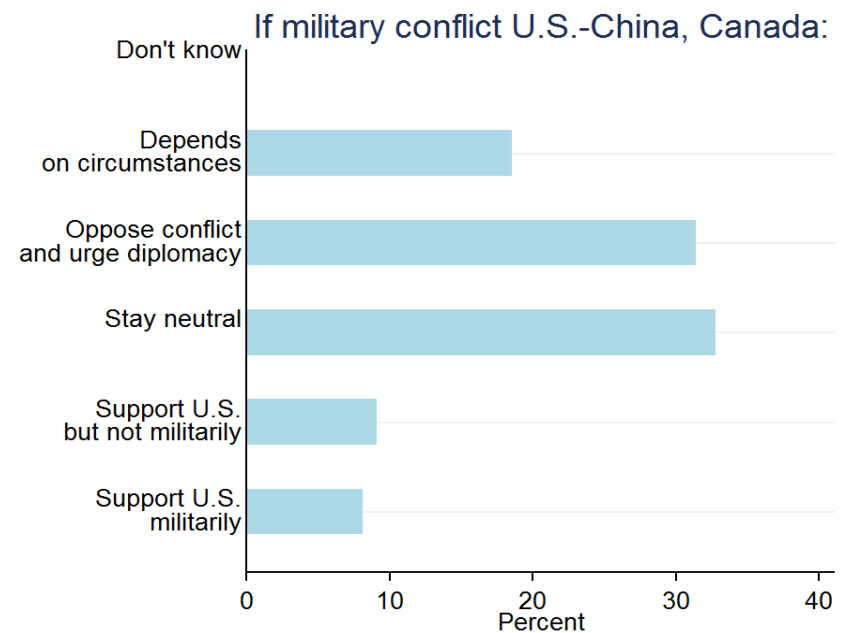
| Answer | % | Count |
|--------------------|-------|-------|
| Strongly support | 20.61 | 61 |
| Moderately support | 53.04 | 157 |
| Moderately oppose | 12.5 | 37 |
| Strongly oppose | 3.72 | 11 |
| Don't know | 10.14 | 30 |
| Total | 100% | 296 |

Support for FTA with China



9. In the event of a US military conflict with China, should Canada...

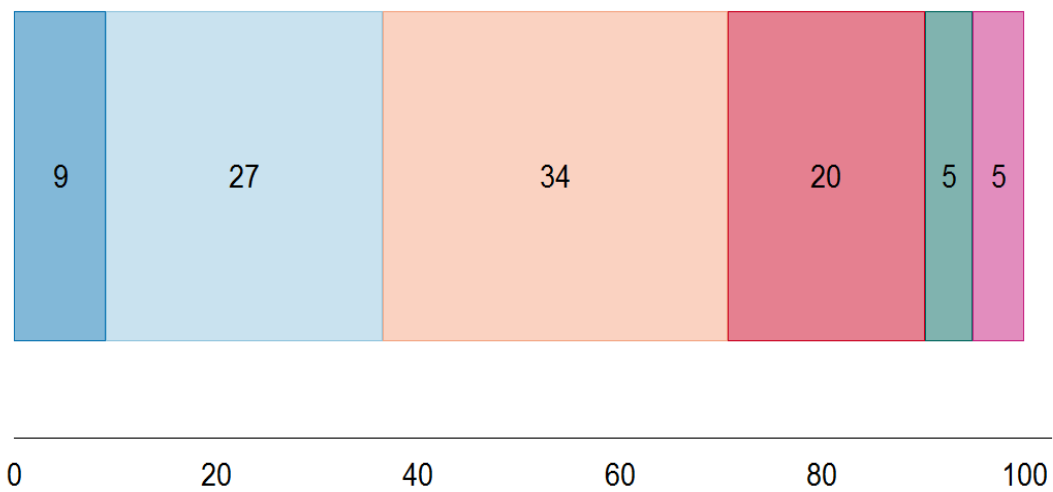
| Answer | % | Count |
|---|-------|-------|
| Support the US militarily | 8.11 | 24 |
| Express support for the US but not participate militarily | 9.12 | 27 |
| Stay neutral | 32.77 | 97 |
| Oppose the conflict and urge diplomatic solutions | 31.42 | 93 |
| The choice would depend on the circumstances | 18.58 | 55 |
| Don't know | 8.11 | 24 |
| Total | 100% | 296 |



10. Looking out over the next ten years, are China's increasing military and defense capabilities a serious concern for Canada?

| Answer | % | Count |
|--------------------|-------|-------|
| Definitely yes | 9.12 | 27 |
| Probably yes | 27.36 | 81 |
| Might or might not | 34.12 | 101 |
| Probably not | 19.59 | 58 |
| Definitely not | 4.73 | 14 |
| Don't know | 5.07 | 15 |
| Total | 100% | 296 |

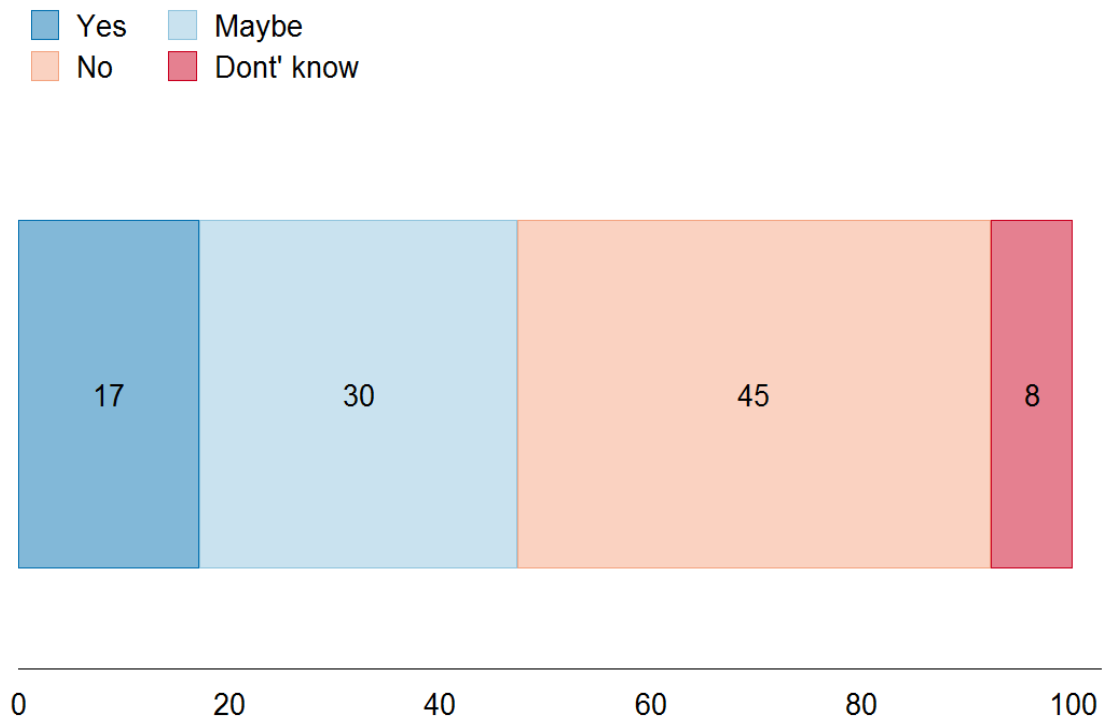
In the next ten years - are Chinese increasing military capabilities



11. Should Canada increase defense spending to deal with potential Chinese threats?

| Answer | % | Count |
|------------|-------|-------|
| Yes | 17.23 | 51 |
| Maybe | 30.07 | 89 |
| No | 44.93 | 133 |
| Don't know | 7.77 | 23 |
| Total | 100% | 296 |

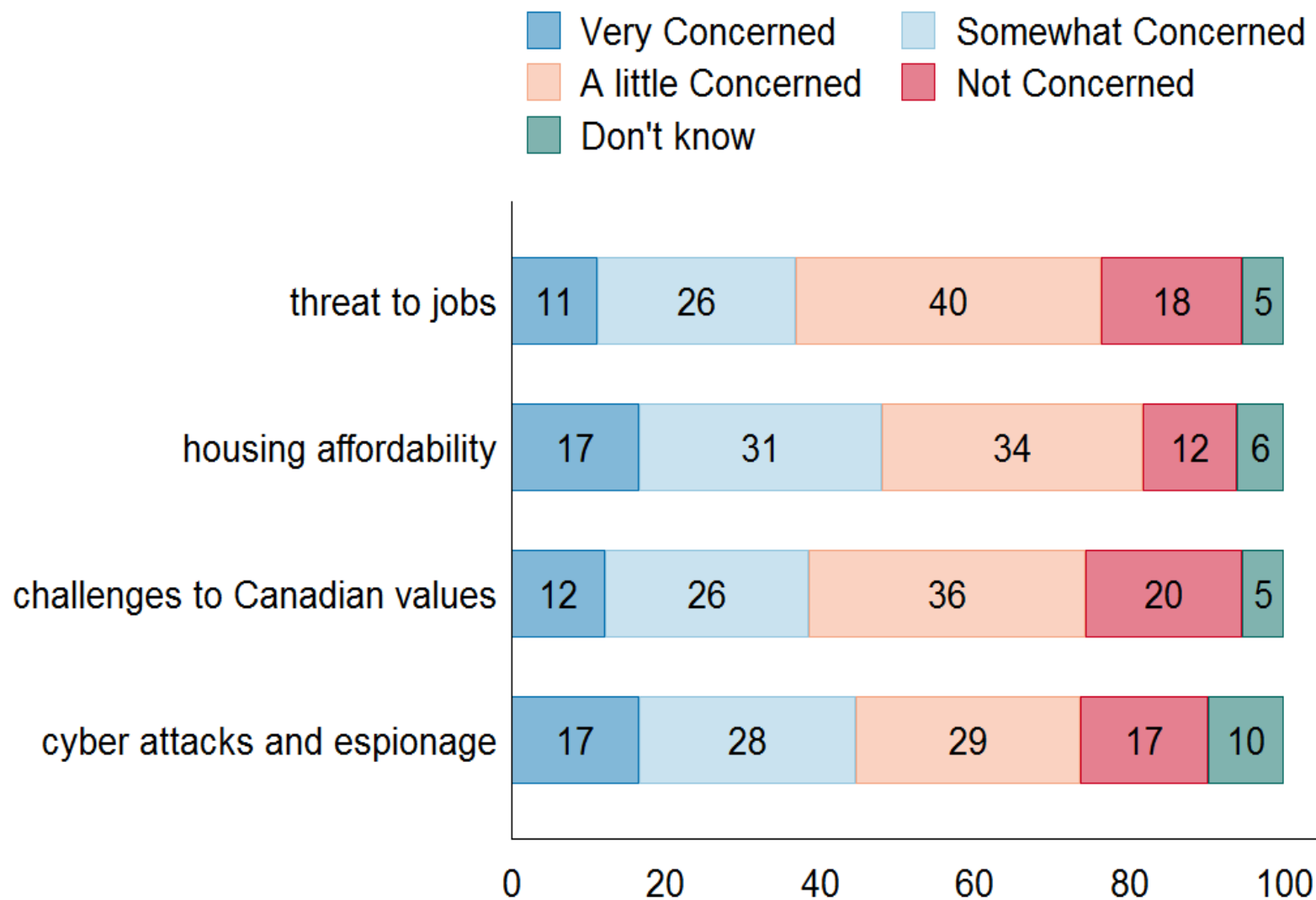
Should Canada increase defense spending to deal with Chinese



12. As the Chinese presence in Canada deepens, do you have special concerns about

| Question | Very concerned | % | Somewhat concerned | % | A little concerned | % | Not concerned at all | % | Don't know | % | Total |
|---|----------------|-------|--------------------|-------|--------------------|-------|----------------------|-------|------------|------|-------|
| Threats to jobs | 33 | 11.15 | 76 | 25.68 | 117 | 39.53 | 54 | 18.24 | 16 | 5.41 | 296 |
| Pressure on housing availability and affordability | 49 | 16.55 | 93 | 31.42 | 100 | 33.78 | 36 | 12.16 | 18 | 6.08 | 296 |
| Challenges to Canadian values and institutions (the Canadian way of life) | 36 | 12.16 | 78 | 26.35 | 106 | 35.81 | 60 | 20.27 | 16 | 5.41 | 296 |
| Cyber attacks and espionage | 49 | 16.55 | 83 | 28.04 | 86 | 29.05 | 49 | 16.55 | 29 | 9.8 | 296 |

With growing Chinese presence in Canada do you worry about:

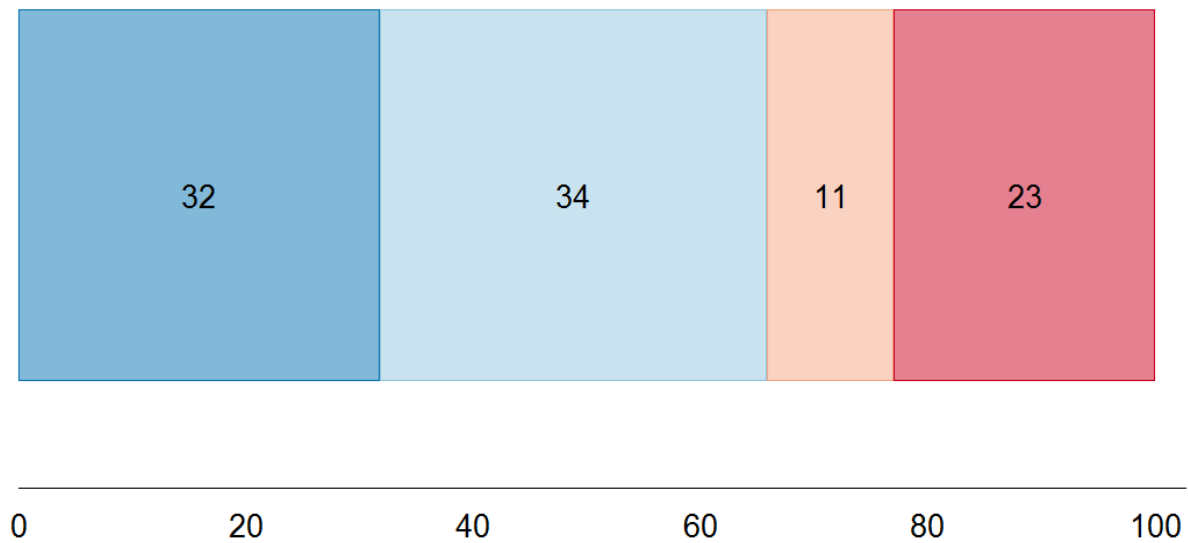


13. Should Canada negotiate an extradition treaty with China?

| Answer | % | Count |
|------------|-------|-------|
| Yes | 31.76 | 94 |
| Maybe | 34.12 | 101 |
| No | 11.15 | 33 |
| Don't know | 22.97 | 68 |
| Total | 100% | 296 |

Should Canada negotiate an extradition treaty with China?

■ Yes ■ Maybe
■ No ■ Don't know

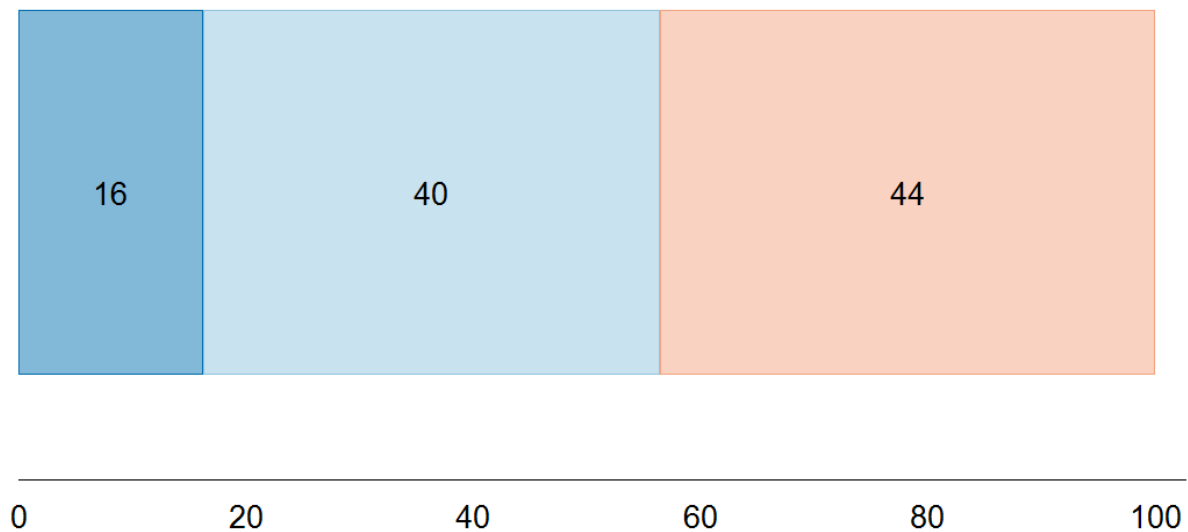


14. Does the Canadian government do enough to protect Canadian citizens under arrest or imprisoned in China?

| Answer | % | Count |
|------------|-------|-------|
| Yes | 16.22 | 48 |
| No | 40.2 | 119 |
| Don't know | 43.58 | 129 |
| Total | 100% | 296 |

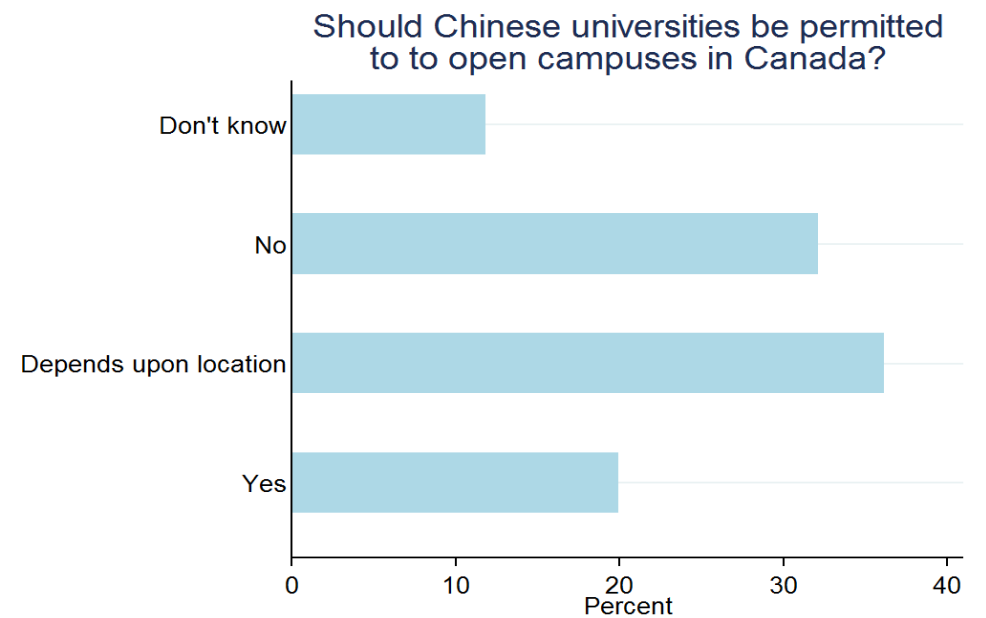
Does the Canadian government do enough to protect Canadian

■ Yes ■ No
■ Don't know



15. Should Chinese universities be permitted to open campuses in Canada?

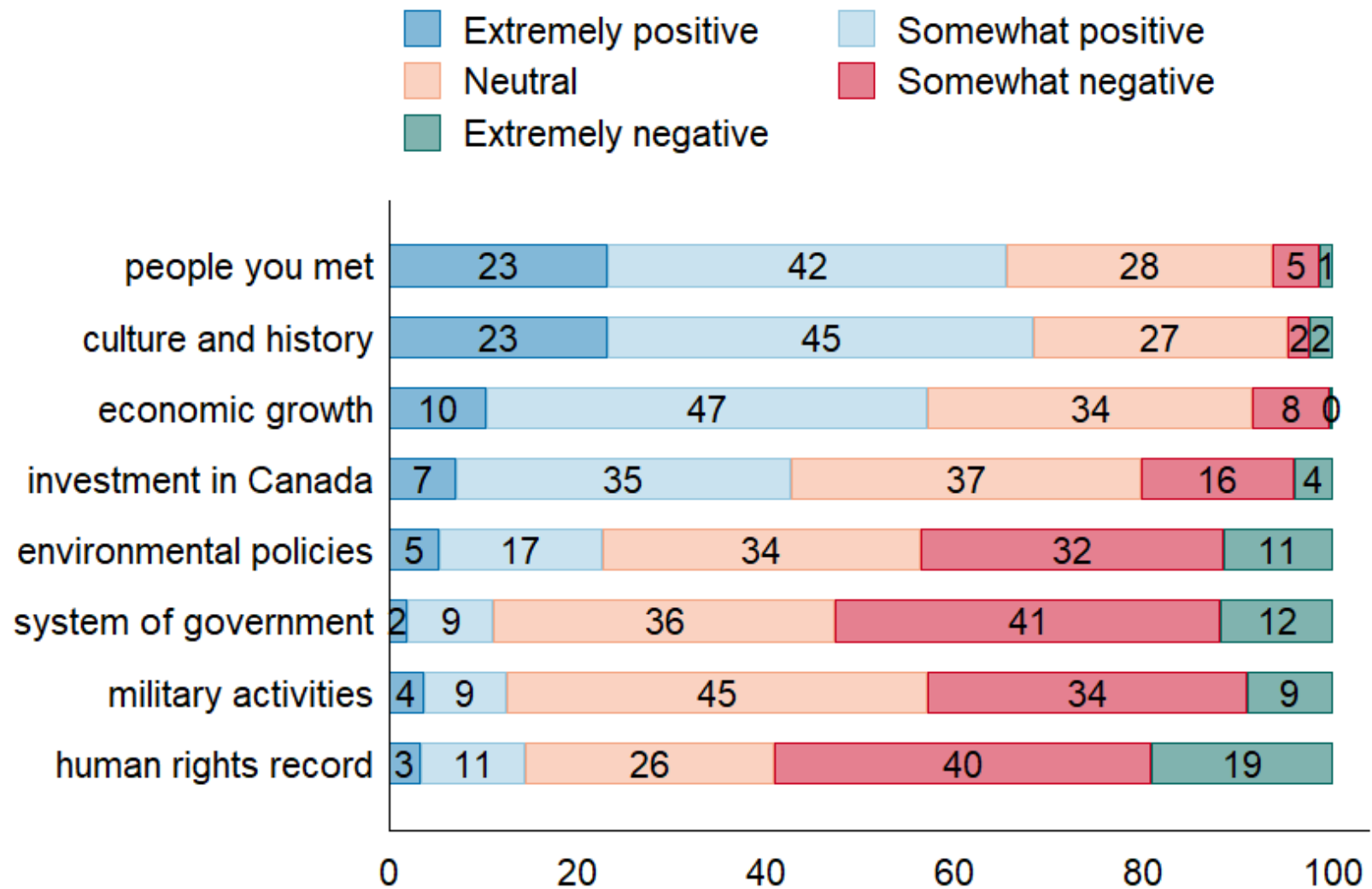
| Answer | % | Count |
|--|-------|-------|
| Yes | 19.93 | 59 |
| Depends upon the specific focus and location | 36.15 | 107 |
| No | 32.09 | 95 |
| Don't know | 11.82 | 35 |
| Total | 100% | 296 |



16. For each of the following factors, please say whether, for you personally, they have a positive or negative influence on your overall view of China?

| Question | Extremely positive | % | Somewhat positive | % | Neither positive nor negative | % | Somewhat negative | % | Extremely negative | % | Total |
|--------------------------------|--------------------|-------|-------------------|-------|-------------------------------|-------|-------------------|-------|--------------------|-------|-------|
| Chinese people you have met | 69 | 23.31 | 125 | 42.23 | 83 | 28.04 | 15 | 5.07 | 4 | 1.35 | 296 |
| China's culture and history | 69 | 23.31 | 133 | 44.93 | 80 | 27.03 | 7 | 2.36 | 7 | 2.36 | 296 |
| China's economic growth | 31 | 10.47 | 138 | 46.62 | 102 | 34.46 | 24 | 8.11 | 1 | 0.34 | 296 |
| Chinese investment in Canada | 21 | 7.09 | 105 | 35.47 | 110 | 37.16 | 48 | 16.22 | 12 | 4.05 | 296 |
| China's environmental policies | 16 | 5.41 | 51 | 17.23 | 100 | 33.78 | 95 | 32.09 | 34 | 11.49 | 296 |
| China's system of government | 6 | 2.03 | 27 | 9.12 | 107 | 36.15 | 121 | 40.88 | 35 | 11.82 | 296 |
| China's military activities | 11 | 3.72 | 26 | 8.78 | 132 | 44.59 | 100 | 33.78 | 27 | 9.12 | 296 |
| China's human rights record | 10 | 3.38 | 33 | 11.15 | 78 | 26.35 | 118 | 39.86 | 57 | 19.26 | 296 |

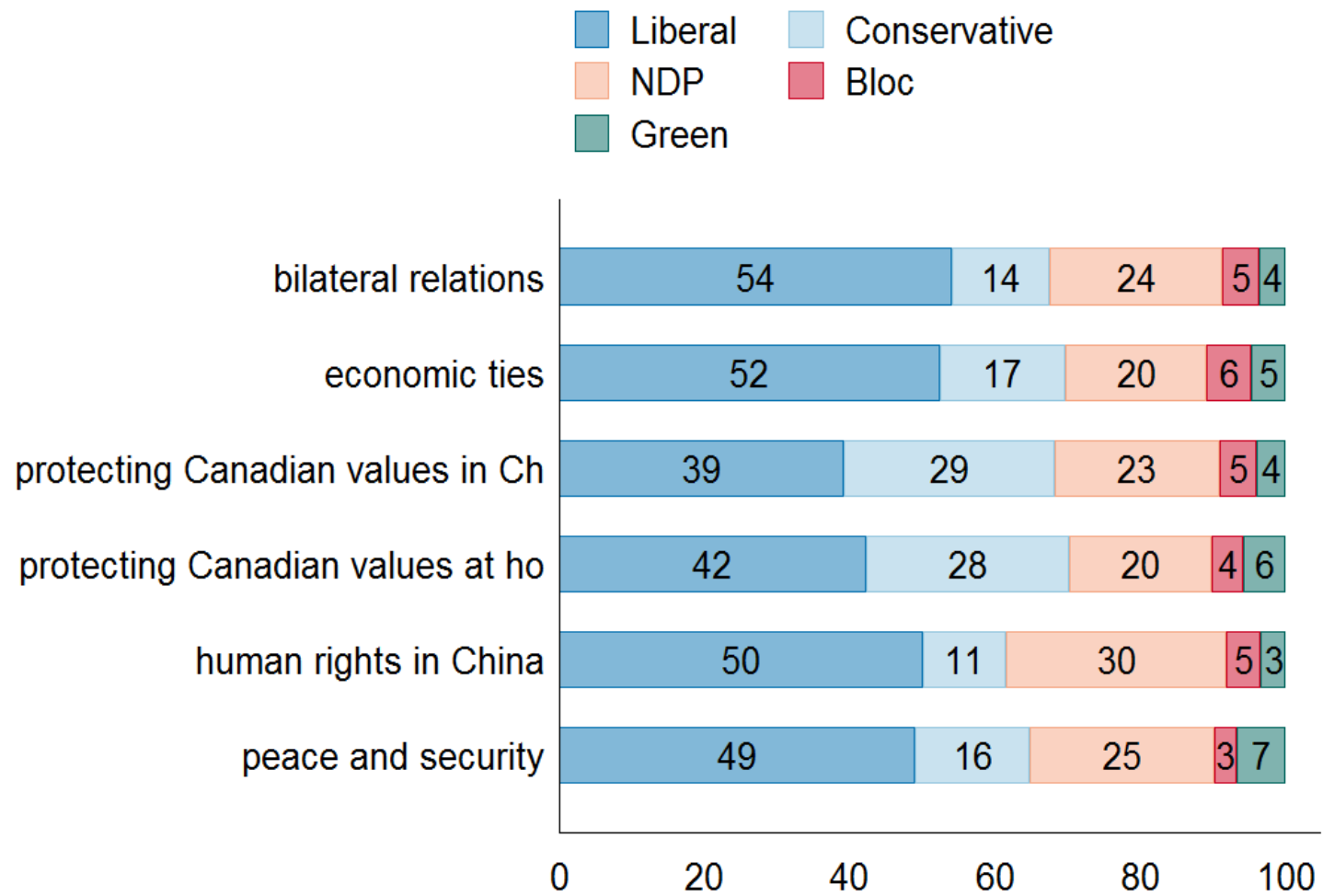
How these factors influenced your overall view of China:



17. Which Party (Liberal, Conservative, NDP, Bloc, Green) do you think would do a better job of handling each of the following issues with China

| Question | Liberal | % | Conservative | % | NDP | % | Bloc | % | Green | % | Total |
|--|---------|-------|--------------|-------|-----|-------|------|------|-------|------|-------|
| Overall management of the bilateral relations | 160 | 54.05 | 40 | 13.51 | 70 | 23.65 | 15 | 5.07 | 11 | 3.72 | 296 |
| Developing economic ties | 155 | 52.36 | 51 | 17.23 | 58 | 19.59 | 18 | 6.08 | 14 | 4.73 | 296 |
| Protecting Canadians in China | 116 | 39.19 | 86 | 29.05 | 67 | 22.64 | 15 | 5.07 | 12 | 4.05 | 296 |
| Protecting Canadian interests and values at home | 125 | 42.23 | 83 | 28.04 | 58 | 19.59 | 13 | 4.39 | 17 | 5.74 | 296 |
| Advancing human rights and democracy in China | 148 | 50 | 34 | 11.49 | 90 | 30.41 | 14 | 4.73 | 10 | 3.38 | 296 |
| Building peace and security | 145 | 48.99 | 47 | 15.88 | 75 | 25.34 | 9 | 3.04 | 20 | 6.76 | 296 |

Which party would do a better job with China about:

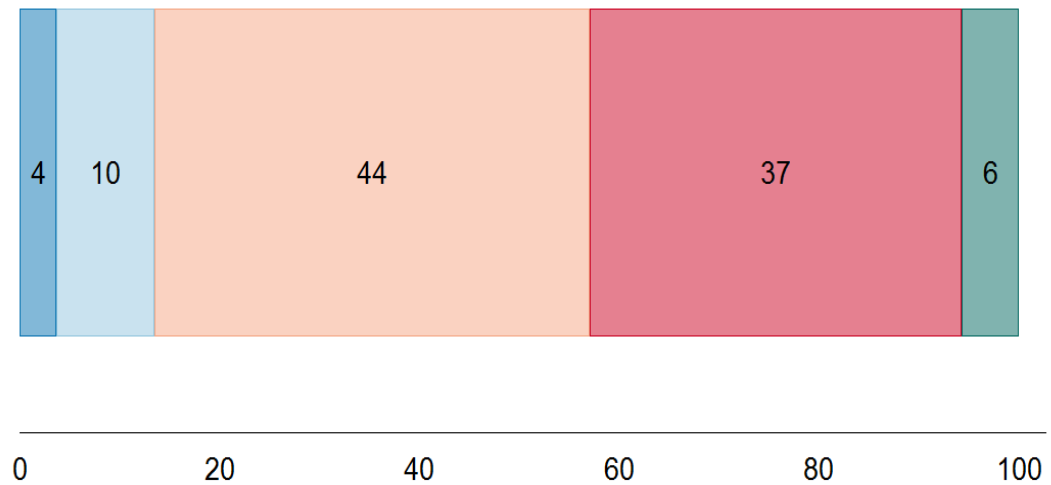


SOCIO-DEMOGRAPHIC QUESTIONS

18. How often you listen, watch or read news about China?

| Answer | % | Count |
|------------------|-------|-------|
| Every day | 3.72 | 11 |
| 3-4 times a week | 9.8 | 29 |
| 1-2 times a week | 43.58 | 129 |
| Almost never | 37.16 | 110 |
| Don't know | 5.74 | 17 |
| Total | 100% | 296 |

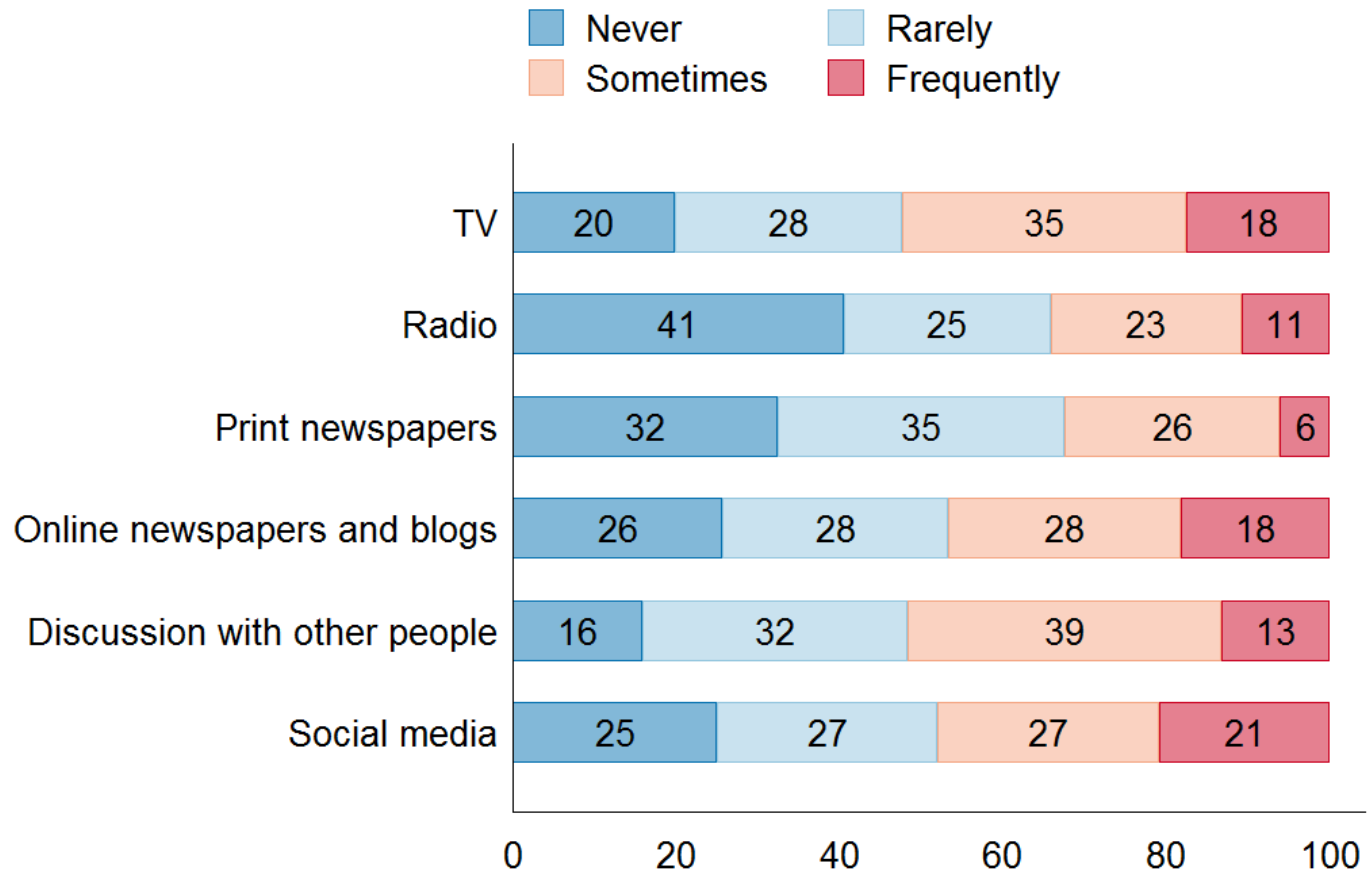
How often to you listen watch or read news about China?



19. What often do you use the following sources for your news about China?

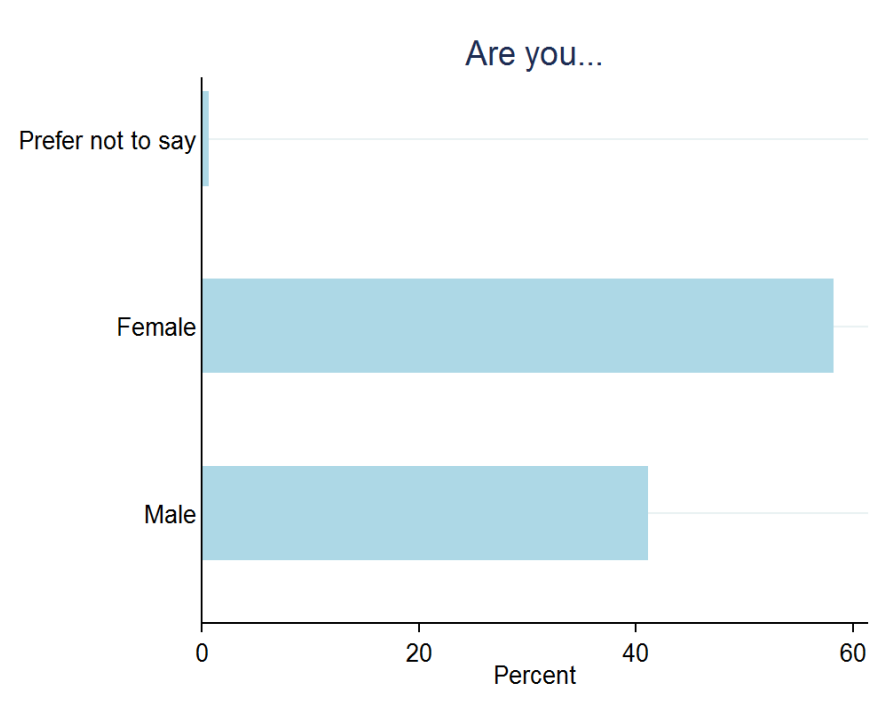
| Question | Never | % | Rarely | % | Sometimes | % | Frequently | % | Total |
|--|-------|-------|--------|-------|-----------|-------|------------|-------|-------|
| TV | 59 | 19.93 | 82 | 27.7 | 103 | 34.8 | 52 | 17.57 | 296 |
| Radio | 120 | 40.54 | 75 | 25.34 | 69 | 23.31 | 32 | 10.81 | 296 |
| Print newspaper and magazines | 96 | 32.43 | 104 | 35.14 | 78 | 26.35 | 18 | 6.08 | 296 |
| Online newspaper, magazine and blogs | 76 | 25.68 | 82 | 27.7 | 84 | 28.38 | 54 | 18.24 | 296 |
| Social media (facebook, twitter, etc.) | 74 | 25 | 80 | 27.03 | 80 | 27.03 | 62 | 20.95 | 296 |
| Discussion with other people | 47 | 15.88 | 96 | 32.43 | 114 | 38.51 | 39 | 13.18 | 296 |

How often do you use this source for your news about China?



20. Are you...

| Answer | % | Count |
|-------------------|-------|-------|
| Male | 41.16 | 121 |
| Female | 58.16 | 171 |
| Prefer not to say | 0.68 | 2 |
| Total | 100% | 294 |

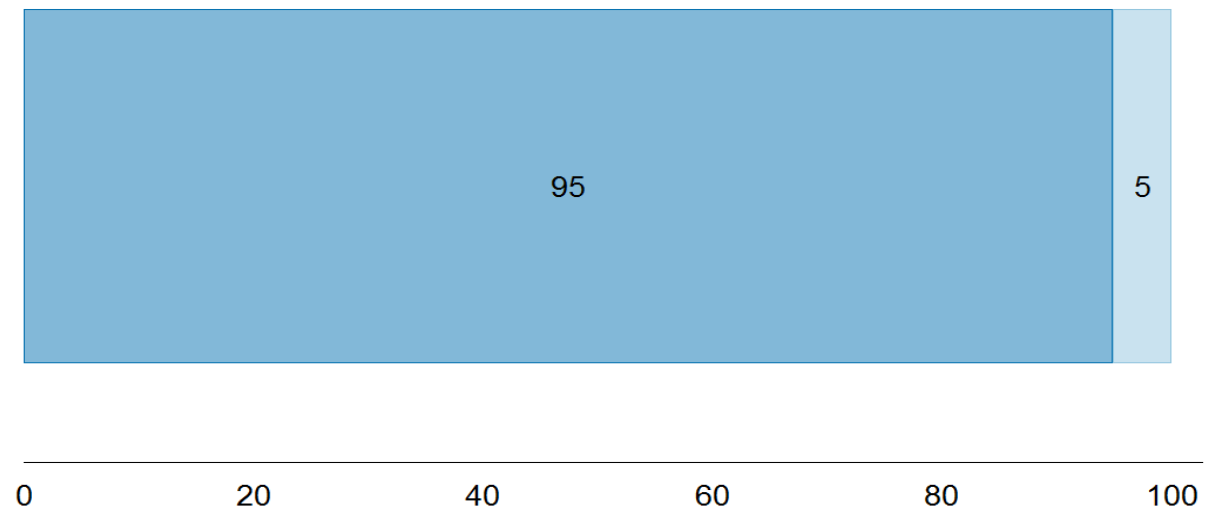


21. Were you born in Canada?

| Answer | % | Count |
|--------|-------|-------|
| Yes | 94.93 | 281 |
| No | 5.07 | 15 |
| Total | 100% | 296 |

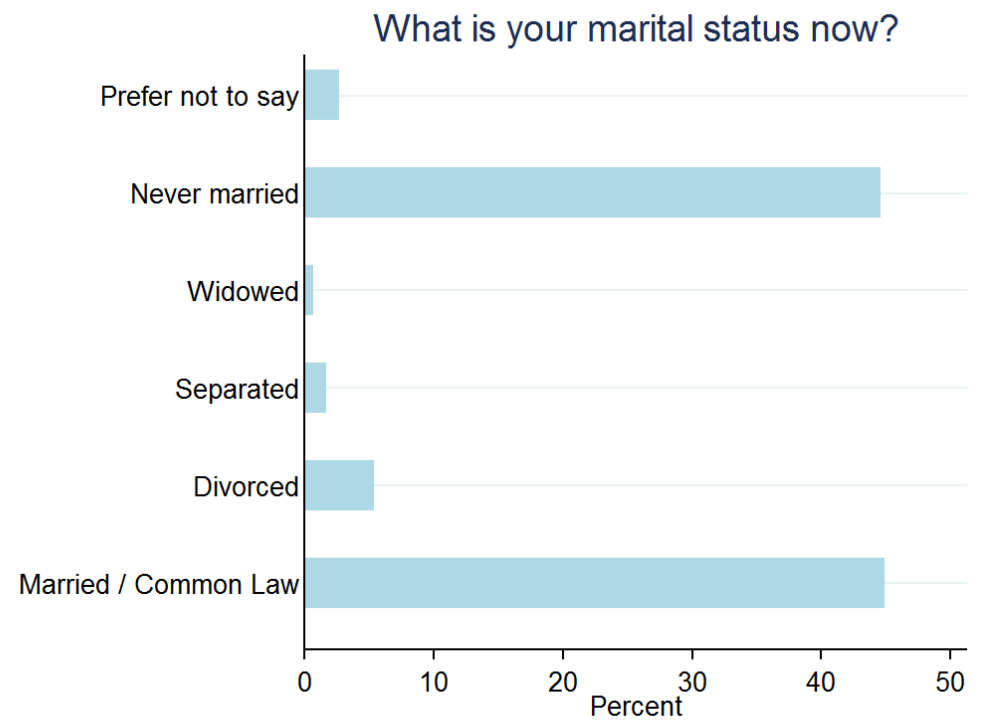
Were you born in Canada?

■ Yes ■ No



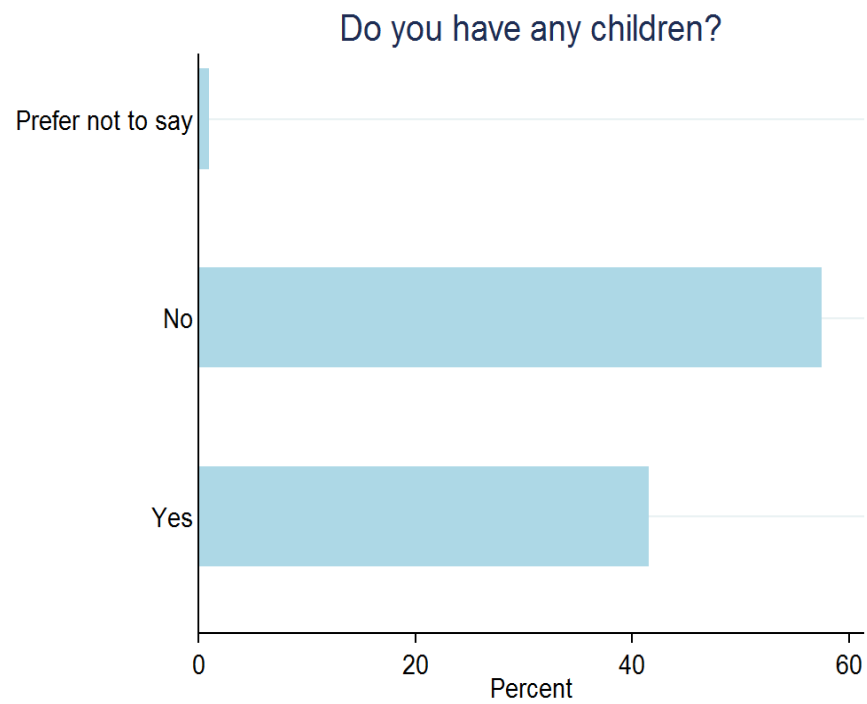
22. What is your marital status now?

| Answer | % | Count |
|--|-------|-------|
| Married / in a common law relationship | 44.93 | 133 |
| Divorced | 5.41 | 16 |
| Separated | 1.69 | 5 |
| Widowed | 0.68 | 2 |
| Never married | 44.59 | 132 |
| Prefer not to say | 2.7 | 8 |
| Total | 100% | 269 |



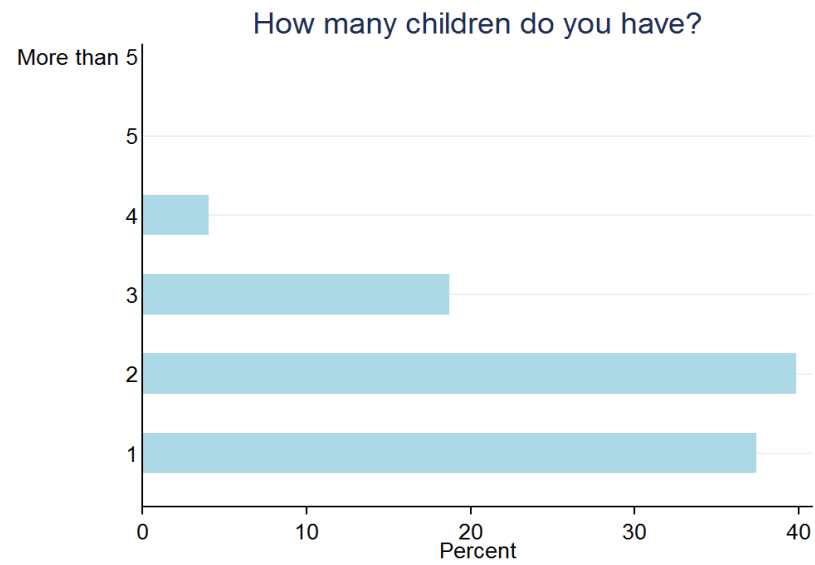
23. Do you have any children?

| Answer | % | Count |
|-------------------|-------|-------|
| Yes | 41.55 | 123 |
| No | 57.43 | 170 |
| Prefer not to say | 1.01 | 3 |
| Total | 100% | 296 |



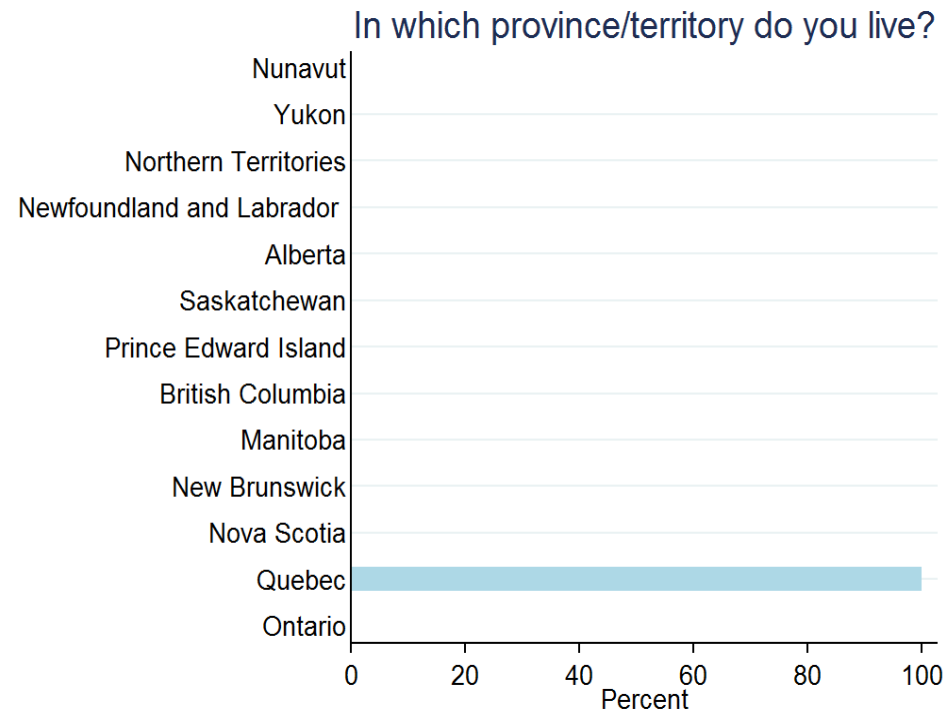
24. How many children do you have?

| Answer | % | Count |
|-------------|-------|-------|
| 1 | 37.4 | 46 |
| 2 | 39.84 | 49 |
| 3 | 18.7 | 23 |
| 4 | 4.07 | 5 |
| 5 | 0 | 0 |
| more than 5 | 0 | 0 |
| Total | 100% | 123 |



25. In which province/territory do you live?

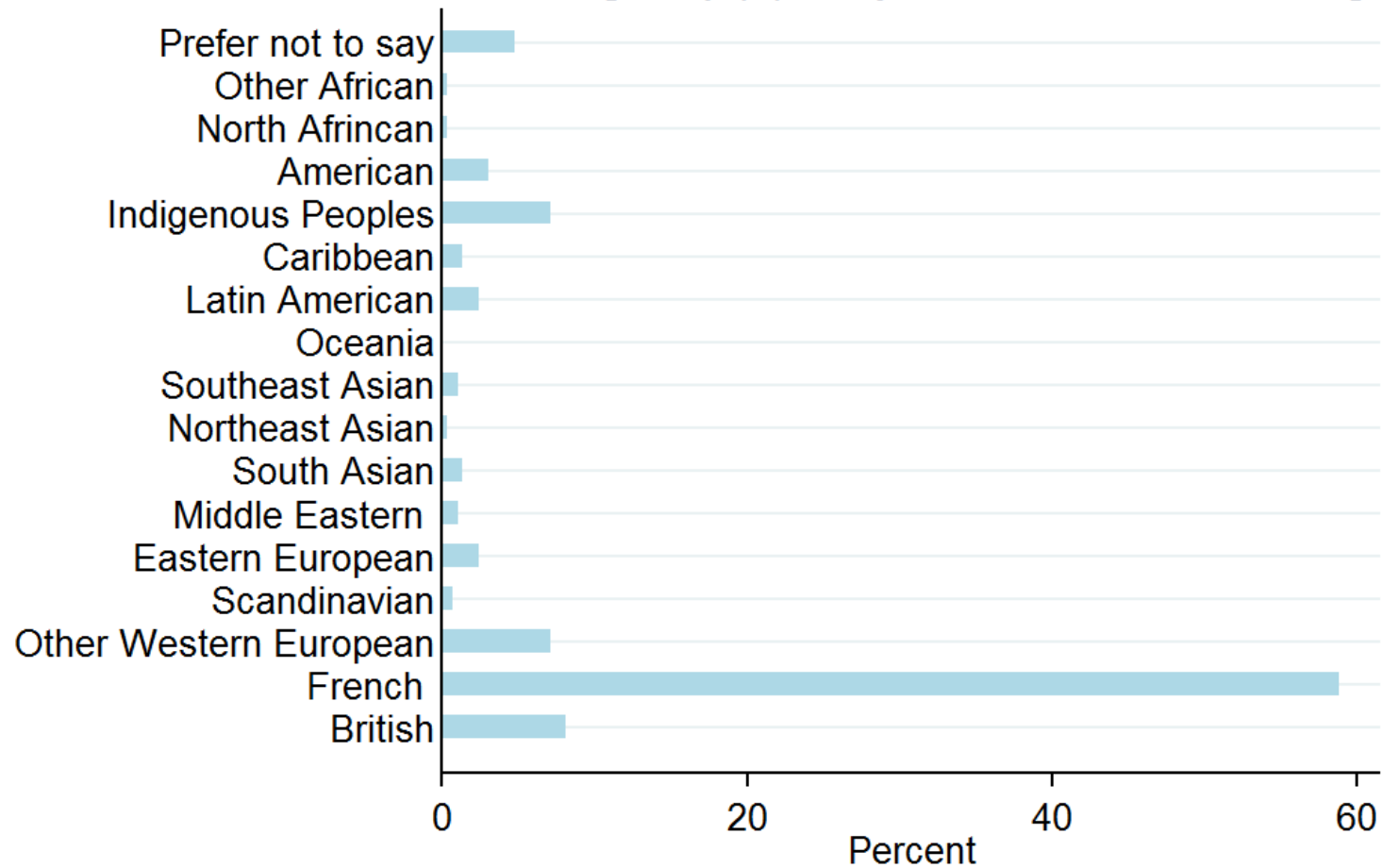
| Answer | % | Count |
|--------|------|-------|
| Quebec | 100 | 294 |
| Total | 100% | 294 |



26. Other than Canadian, to which ethnic or cultural group(s) do your ancestors belong?

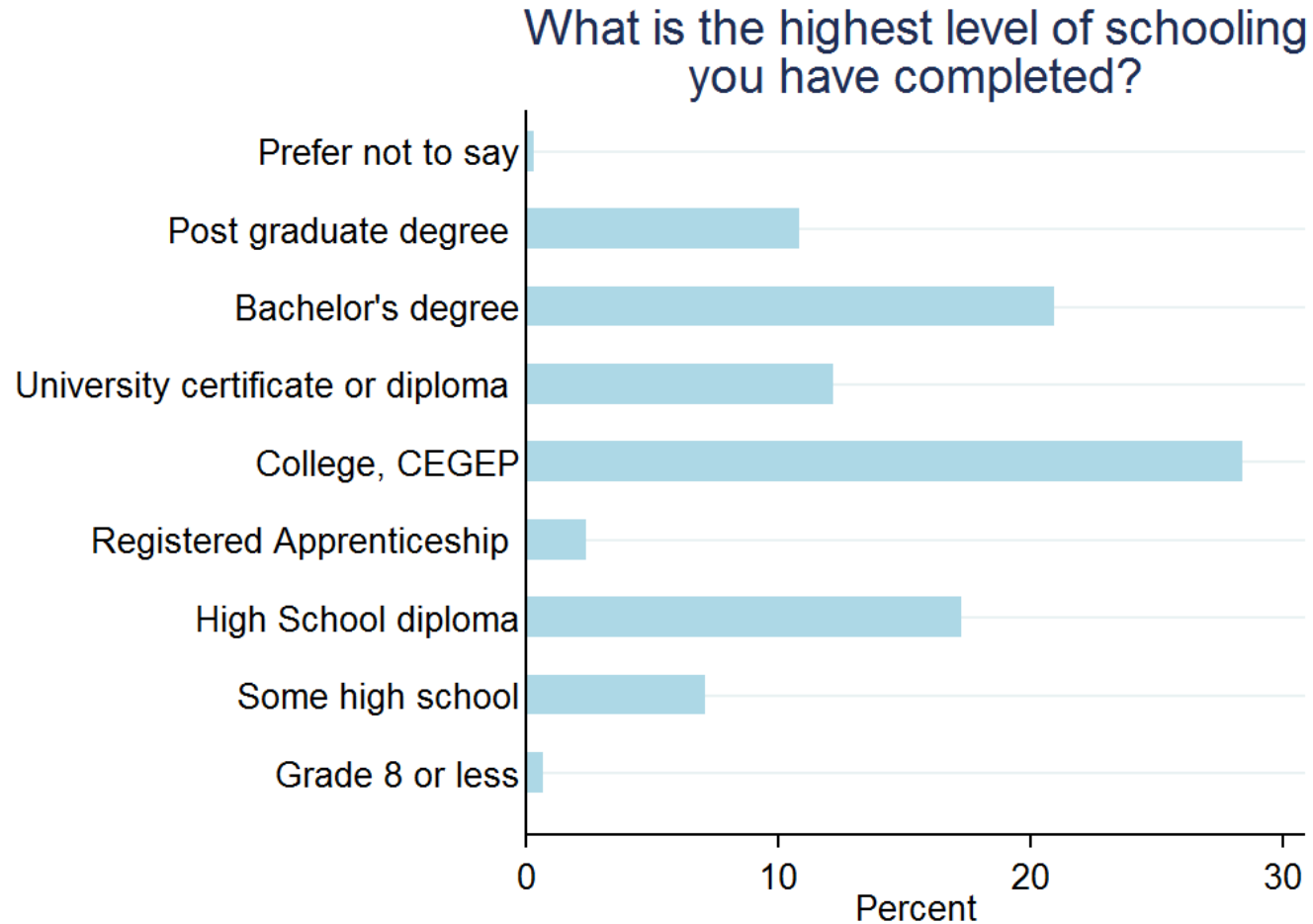
| Answer | % | Count |
|--|-------|-------|
| British (e.g., English, Scottish, Irish, Welsh) | 8.11 | 24 |
| French | 58.78 | 174 |
| Other Western European (e.g., Italian, Spanish, German) | 7.09 | 21 |
| Scandinavian (e.g., Swedish, Finn, Danish, Norwegian) | 0.68 | 2 |
| Eastern European (e.g., Polish, Russian, Slav, Greek) | 2.36 | 7 |
| Middle Eastern (e.g., Lebanese, Turk, Iraqi) | 1.01 | 3 |
| South Asian (e.g., Pakistani, Indian, Sri Lankan) | 1.35 | 4 |
| Northeast Asian (e.g., Chinese, Japanese, Korean) | 0.34 | 1 |
| Southeast Asian (e.g., Filipino, Vietnamese, Indonesian) | 1.01 | 3 |
| Oceania (e.g., Australian, New Zealander, Polynesian) | 2.36 | 7 |
| Latin American (e.g., Mexican, Brazilian, Chilean) | 1.35 | 4 |
| Caribbean (e.g., Jamaican, Trinidadian, Haitian) | 7.09 | 21 |
| Indigenous Peoples in Canada (e.g., First Nations, Inuit, Métis) | 3.04 | 9 |
| American (general mention) | 0.34 | 1 |
| North African (e.g., Egypt, Libya, Morocco, Tunisia) | 0.34 | 1 |
| Other African (e.g., Nigerian, Somali, Kenyan) | 4.73 | 14 |
| Prefer not to say | 8.11 | 24 |
| Total | 100% | 296 |

Other than Canadian to which ethnic or cultural group(s) do your ancestors belong?



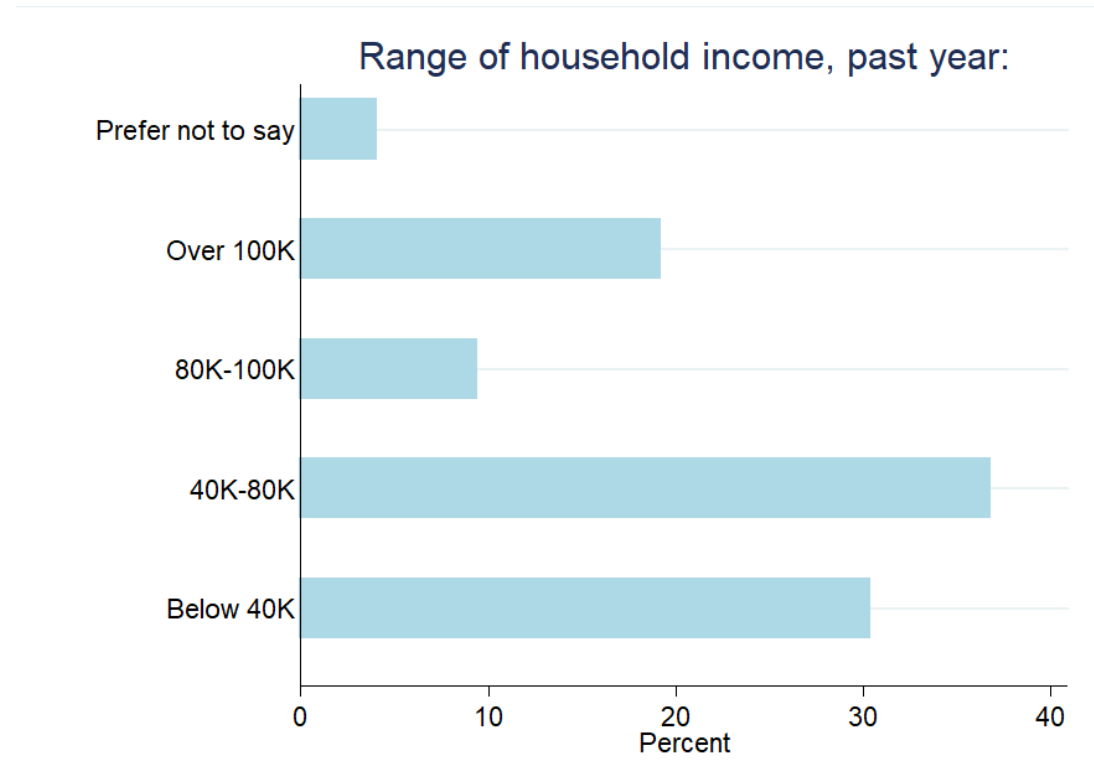
27. What is the highest level of schooling you have completed?

| Answer | % | Count |
|--|-------|-------|
| Grade 8 or less | 0.68 | 2 |
| Some high school | 7.09 | 21 |
| High School diploma or equivalent | 17.23 | 51 |
| Registered Apprenticeship or other trades certificate or diploma | 2.36 | 7 |
| College, CEGEP or other non-university certificate or diploma | 28.38 | 84 |
| University certificate or diploma below bachelor's level | 12.16 | 36 |
| Bachelor's degree | 20.95 | 62 |
| Post graduate degree above bachelor's level | 10.81 | 32 |
| Prefer not to say | 0.34 | 1 |
| Total | 100% | 296 |



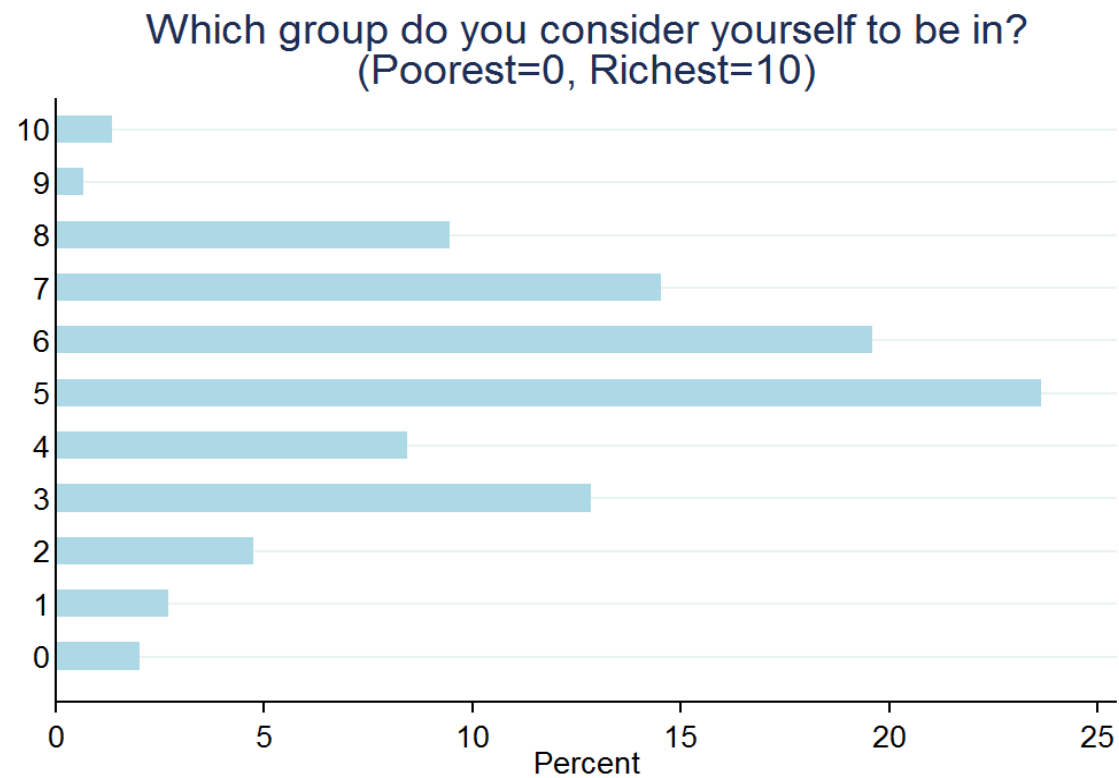
28. What was the range of your household income last year?

| Answer | % | Count |
|-------------------------------|-------|-------|
| Under \$40,000 | 30.41 | 90 |
| Between \$40,000 to \$80,000 | 36.82 | 109 |
| Between \$80,000 to \$100,000 | 9.46 | 28 |
| Above \$100,000 | 19.26 | 57 |
| Prefer not to say | 4.05 | 12 |
| Total | 100% | 296 |



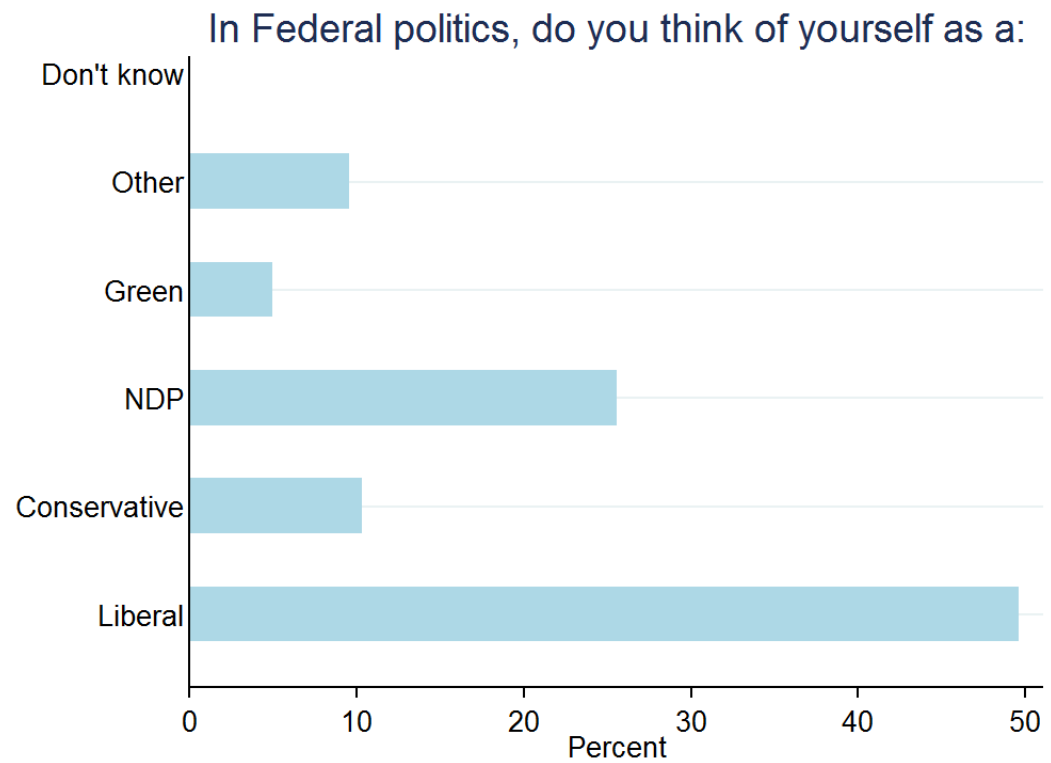
29. People can be divided into different social groups based on their economic conditions. In the scale below, 0 represents the poorest group and 10 represents the richest group. Which group do you consider yourself to be in? Please select a number from the scale that best corresponds to your group.

| Answer | % | Count |
|--------|-------|-------|
| 0 | 2.03 | 6 |
| 1 | 2.7 | 8 |
| 2 | 4.73 | 14 |
| 3 | 12.84 | 38 |
| 4 | 8.45 | 25 |
| 5 | 23.65 | 70 |
| 6 | 19.59 | 58 |
| 7 | 14.53 | 43 |
| 8 | 9.46 | 28 |
| 9 | 0.68 | 2 |
| 10 | 1.35 | 4 |
| Total | 100% | 296 |



30. In Federal politics, do you usually think of yourself as a:

| Answer | % | Count |
|--------------|-------|-------|
| Liberal | 49.62 | 130 |
| Conservative | 10.31 | 27 |
| NDP | 25.57 | 67 |
| Green | 4.96 | 13 |
| Other | 9.54 | 25 |
| None | 49.62 | 130 |
| Total | 100% | 262 |

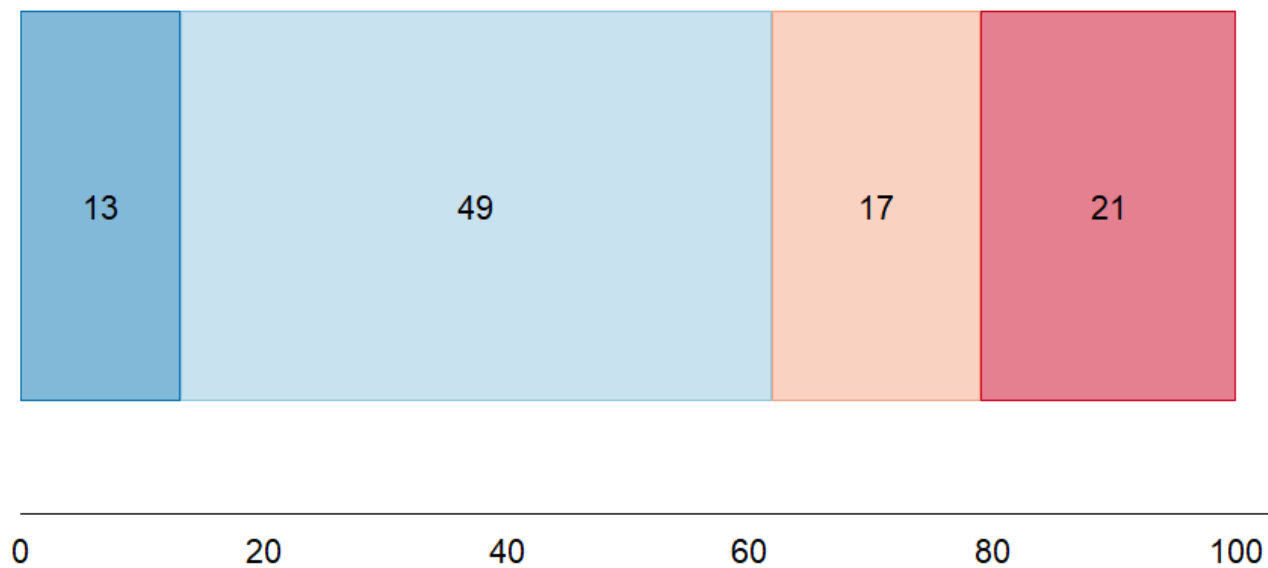


31. How strongly do you associate with the [answer to previous question] party?

| Answer | % | Count |
|-------------------|-------|-------|
| Very strongly | 13.18 | 39 |
| Fairly strongly | 48.65 | 144 |
| Not very strongly | 17.23 | 51 |
| Don't know | 20.95 | 62 |
| Total | 100% | 296 |

How strongly do you associate with your party?

Very strongly Fairly strongly
Not very strongly Don't know



32. What year were you born?

| | Year born | Age |
|--------------------|-----------|------|
| Mean | 1980 | 37 |
| Standard deviation | 12.3 | 12.3 |
| Min | 1947 | 70 |
| Max | 2000 | 17 |
| Total | 296 | 296 |

