



THE UNIVERSITY OF BRITISH COLUMBIA

School of Public Policy and Global Affairs



“CANADIAN PUBLIC ATTITUDES ON CHINA AND CANADA-CHINA RELATIONS”

Paul Evans and Xiaojun Li

University of British Columbia

Report of Collected Data

Revised: 13 March 2019

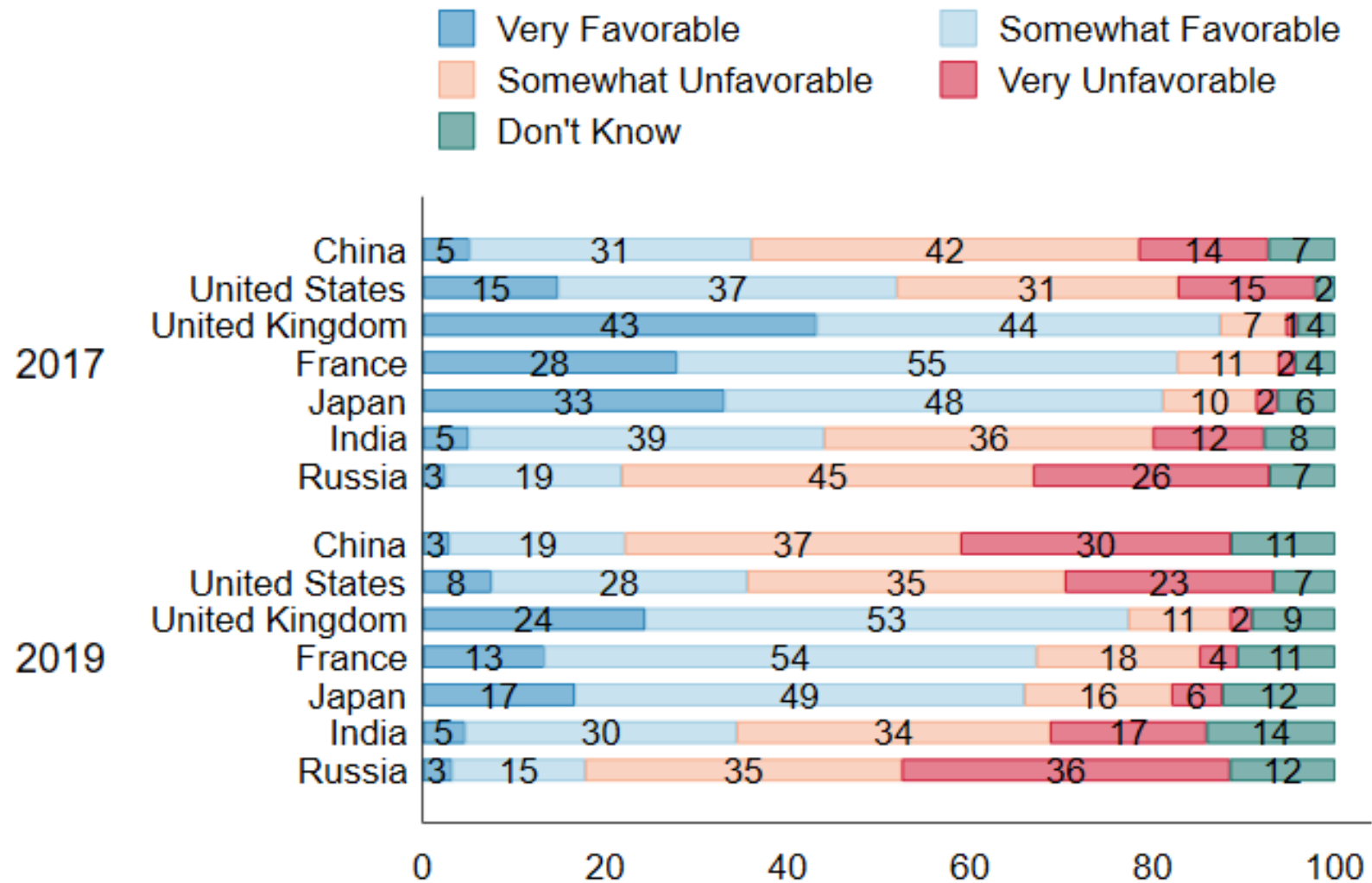
Method: Qualtrics panel survey of 1,161 Canadian adults (18+); adjusted to match the latest census data on age, gender, and region; in the field February 4 to 19, 2019; margin of error +/- 2.9%; The survey was conducted in both English and French.

About this report: For each of the seven questions, the wording of the question is presented as it was shown to the respondents, together with a table summarizing the results. A graph shows the comparison of the results from the current survey with those from the survey conducted in September 2017. The wording in some of them in the figure has been simplified.

1. Please tell me if you have a very favorable, somewhat favorable, somewhat unfavorable or very unfavorable opinion of the following countries?

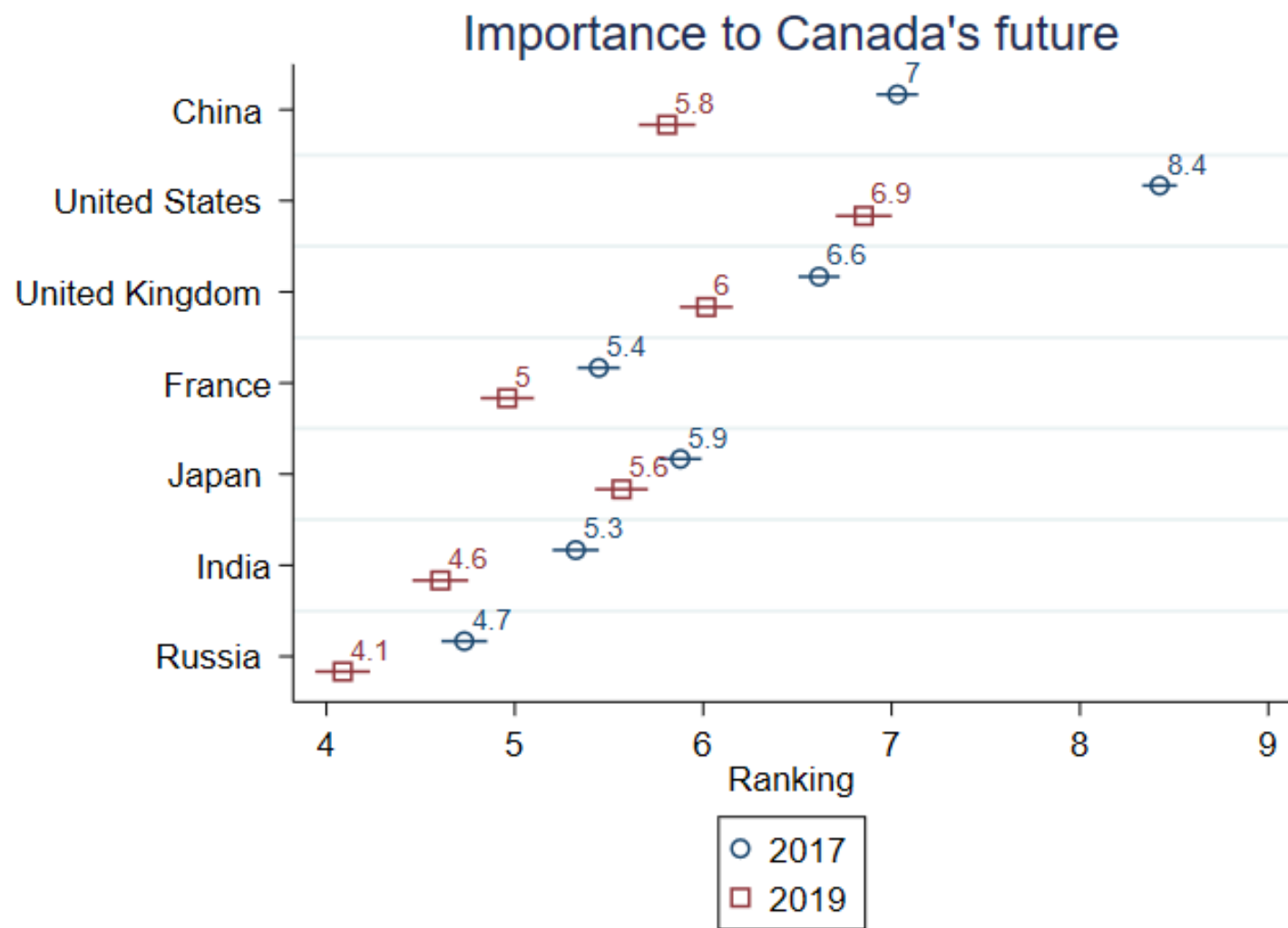
	Very favorable		Somewhat favorable		Somewhat unfavorable		Very unfavorable		Don't know		Total
China	3.45%	40	19.55%	227	36.95%	429	29.11%	338	10.94%	127	1161
United States	7.92%	92	28.42%	330	34.37%	399	22.91%	266	6.37%	74	1161
United Kingdom	24.38%	283	53.14%	617	11.28%	131	2.33%	27	8.87%	103	1161
France	14.04%	163	54.01%	627	17.57%	204	4.22%	49	10.16%	118	1161
Japan	17.40%	202	49.61%	576	16.02%	186	5.25%	61	11.71%	136	1161
India	4.74%	55	30.49%	354	34.02%	395	16.71%	194	14.04%	163	1161
Russia	3.70%	43	14.81%	172	34.19%	397	35.75%	415	11.54%	134	1161

Your opinion about these countries is:



2. In your view, how important are the following countries to Canada's future?

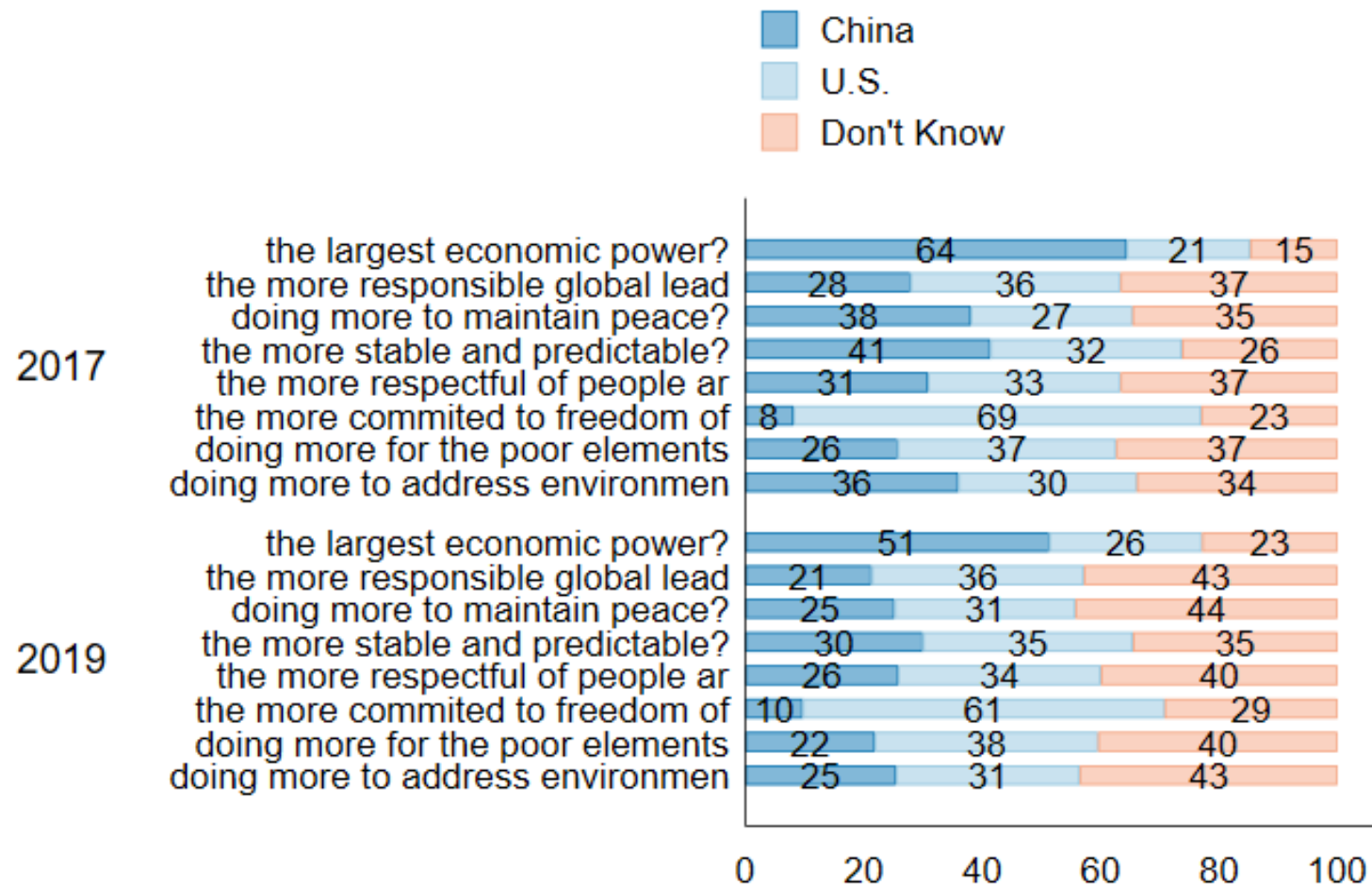
Field	Minimum	Maximum	Mean	Std Deviation	Count
China	0.00	10.00	5.83	2.48	1161
United States	0.00	10.00	6.83	2.47	1161
United Kingdom	0.00	10.00	5.99	2.33	1161
France	0.00	10.00	5.00	2.36	1161
Japan	0.00	10.00	5.55	2.33	1161
India	0.00	10.00	4.61	2.45	1161
Russia	0.00	10.00	4.08	2.39	1161



3. Comparing the US and China, and looking out over the next decade, which country do you feel ...

	China		United States		Don't know		Total
will be the largest economic power?	52.20%	606	25.84%	300	21.96%	255	1161
will be the more responsible global leader?	21.88%	254	35.75%	415	42.38%	492	1161
do more to maintain peace and avoid conflict?	25.58%	297	30.75%	357	43.67%	507	1161
be more stable and predictable?	30.15%	350	35.83%	416	34.02%	395	1161
be more respectful of other people around the world?	26.10%	303	34.02%	395	39.88%	463	1161
be more committed to freedom of speech and expression?	9.65%	112	61.15%	710	29.20%	339	1161
do more for the poorest elements of their country?	22.39%	260	37.64%	437	39.97%	464	1161
do more to address climate change and environmental issues?	26.36%	306	31.01%	360	42.64%	495	1161

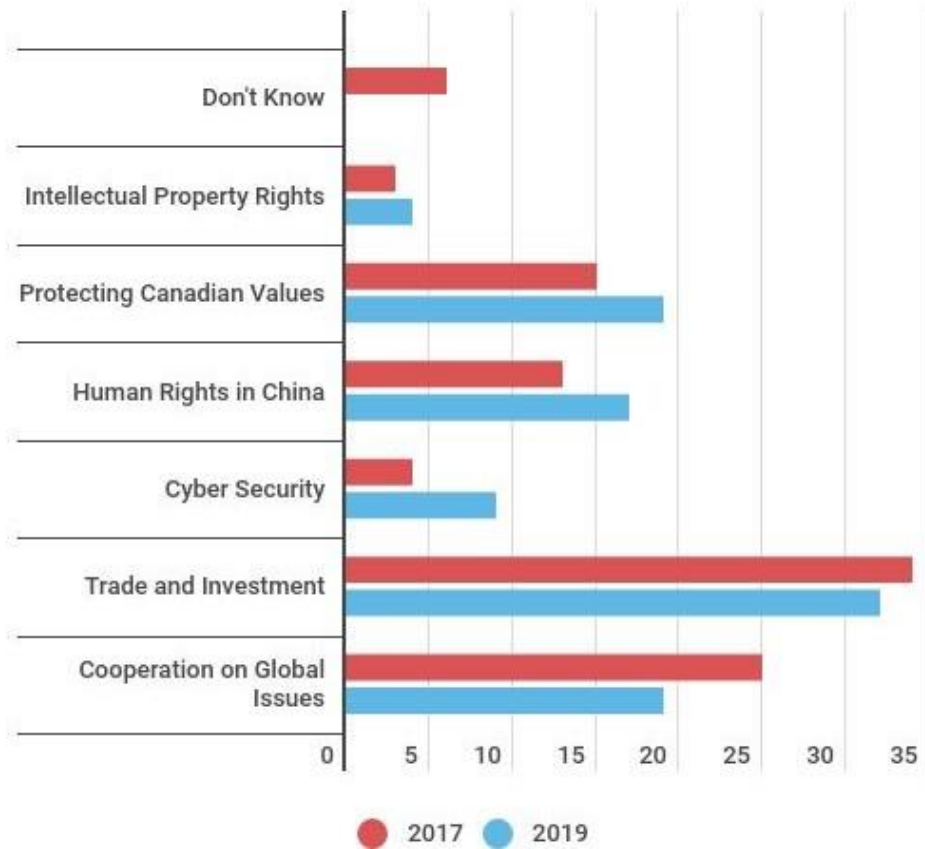
In the next decade - which country will be:



4. Which elements of the relationship with China do you think should be the highest priority for the Canadian government?

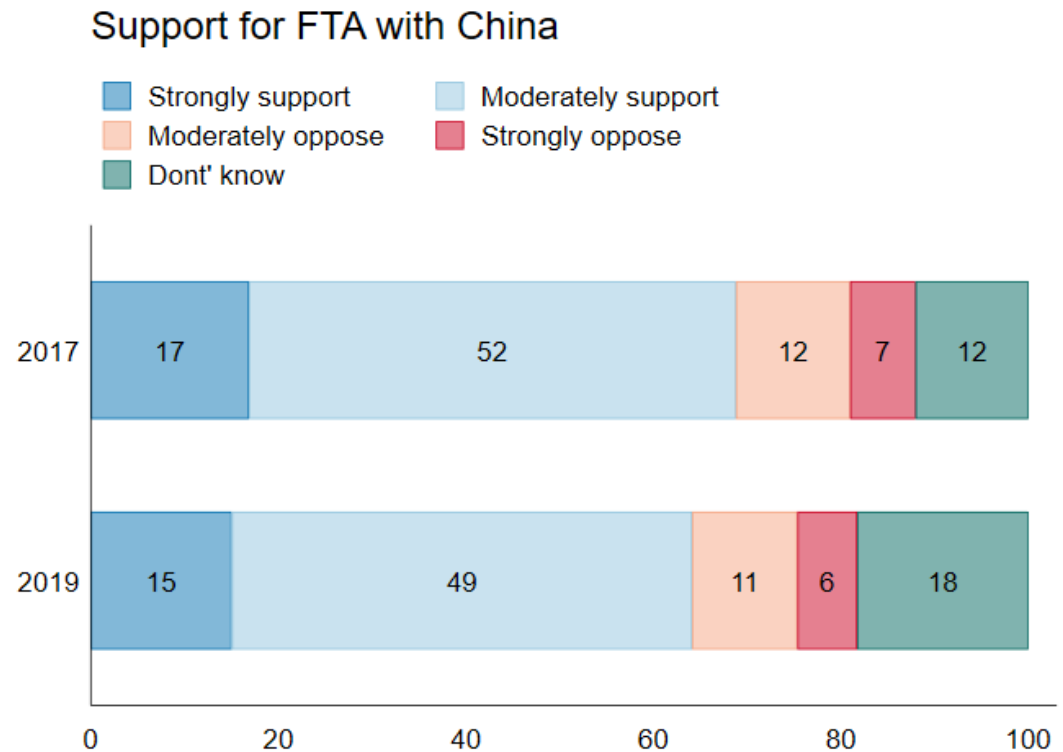
Answer	%	Count
Cooperation on global issues like climate change, epidemics, counter-terrorism	16.19%	188
Promoting trade and investment including negotiation of some kind of free trade agreement or comprehensive economic partnership	27.30%	317
Addressing cyber security	8.70%	101
Advancing human rights and democratic reforms in China	14.38%	167
Protecting Canadian values and institutions at home from growing Chinese influence	16.80%	195
Addressing intellectual property rights	3.79%	44
Don't know	12.83%	149
Total	100%	1161

Canadian Government Top Priority Toward China



5. Do you support or oppose the Canadian government entering into a free trade agreement with China?

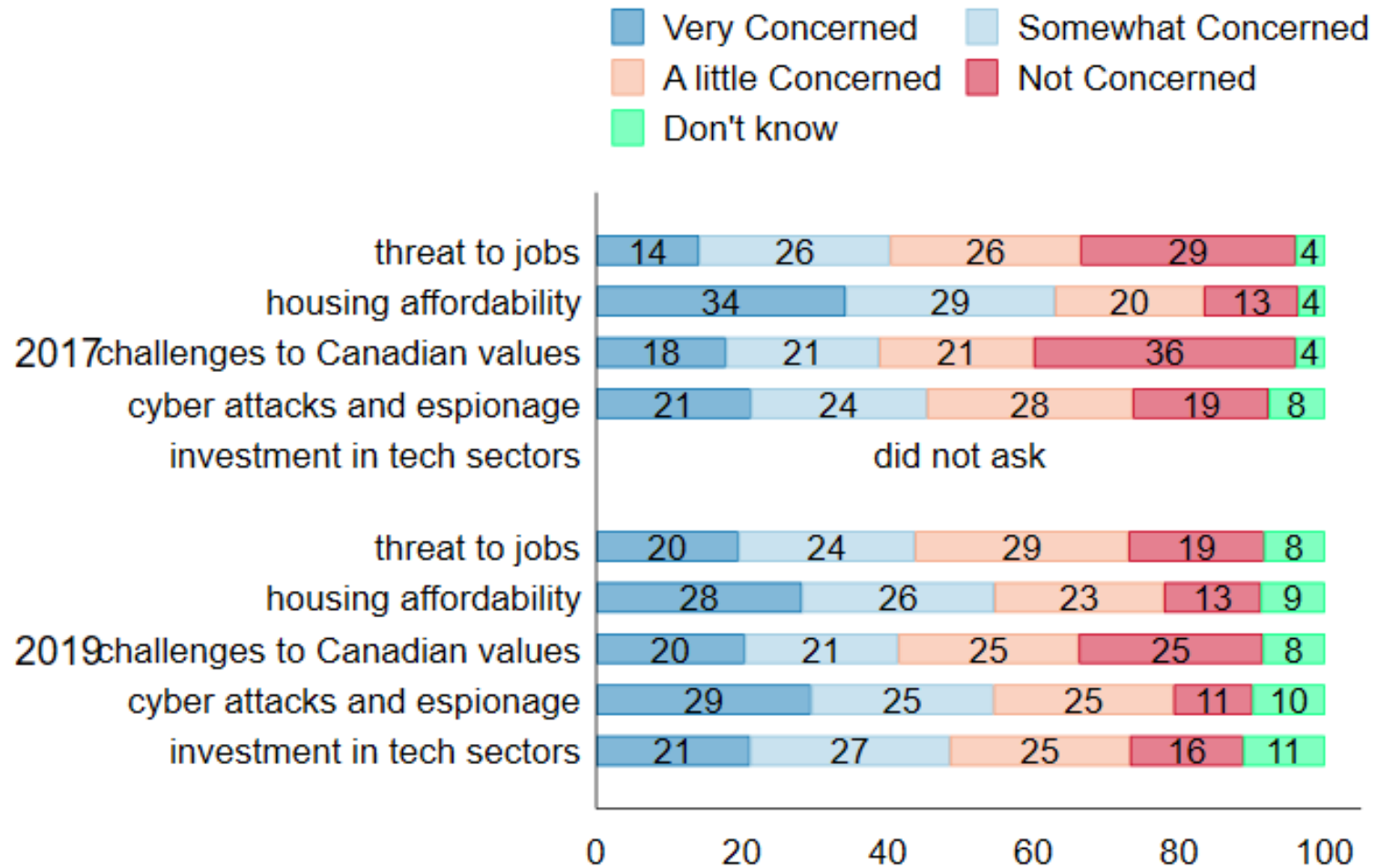
Answer	%	Count
Strongly support	16.11%	187
Moderately support	48.75%	566
Moderately oppose	11.54%	134
Strongly oppose	6.20%	72
Don't know	17.40%	202
Total	100%	1161



6. As the Chinese presence in Canada deepens, do you have special concerns about

Question	Very concerned		Somewhat concerned		A little concerned		Not concerned at all		Don't know		Total
Threats to jobs	18.78%	218	23.86%	277	30.23%	351	18.86%	219	8.27%	96	1161
Pressure on housing availability and affordability	27.39%	318	26.96%	313	23.69%	275	13.61%	158	8.35%	97	1161
Challenges to Canadian values and institutions (the Canadian way of life)	19.55%	227	21.79%	253	25.84%	300	24.72%	287	8.10%	94	1161
Cyber attacks and espionage	29.80%	346	25.06%	291	25.15%	292	10.42%	121	9.56%	111	1161
Chinese investments in tech sector	20.84%	242	28.17%	327	25.24%	293	15.07%	175	10.68%	124	1161

With growing Chinese presence in Canada do you worry about



7. Does the Canadian government do enough to protect Canadian citizens under arrest or imprisoned in China?

Answer	%	Count
Yes	18.35%	213
No	42.55%	494
Don't know	39.10	454
Total	100%	1161

Does the Canadian government do enough to protect Canadian

