

THIRD NATIONAL SURVEY ON
CANADIAN PUBLIC ATTITUDES ON CHINA AND CANADA-CHINA RELATIONS

Paul Evans and Xiaojun Li

University of British Columbia

Report of Collected Data

31 October 2019

Method: Qualtrics panel survey of 1,503 Canadian adults (19+); adjusted to match the latest census data on age, gender, and region; in the field September 26 to October 3, 2019; margin of error +/- 3%; median completion time of 13 minutes. The survey was conducted in English and French.

In total, 18 demographic questions¹ (including party affiliation/level of support) and 20 questions plus 17 sub-questions on substantive matters and preferences. Note that when applicable, responses of “Don’t Know” or “Undecided” are included in the findings.

About this report: The substantive questions are presented first, followed by the demographic questions. For each substantive question, the wording of the question is presented as it was shown to the respondents, together with a table summarizing the results. A graph shows at a glance what the question was about. The wording in some graphs has been simplified.

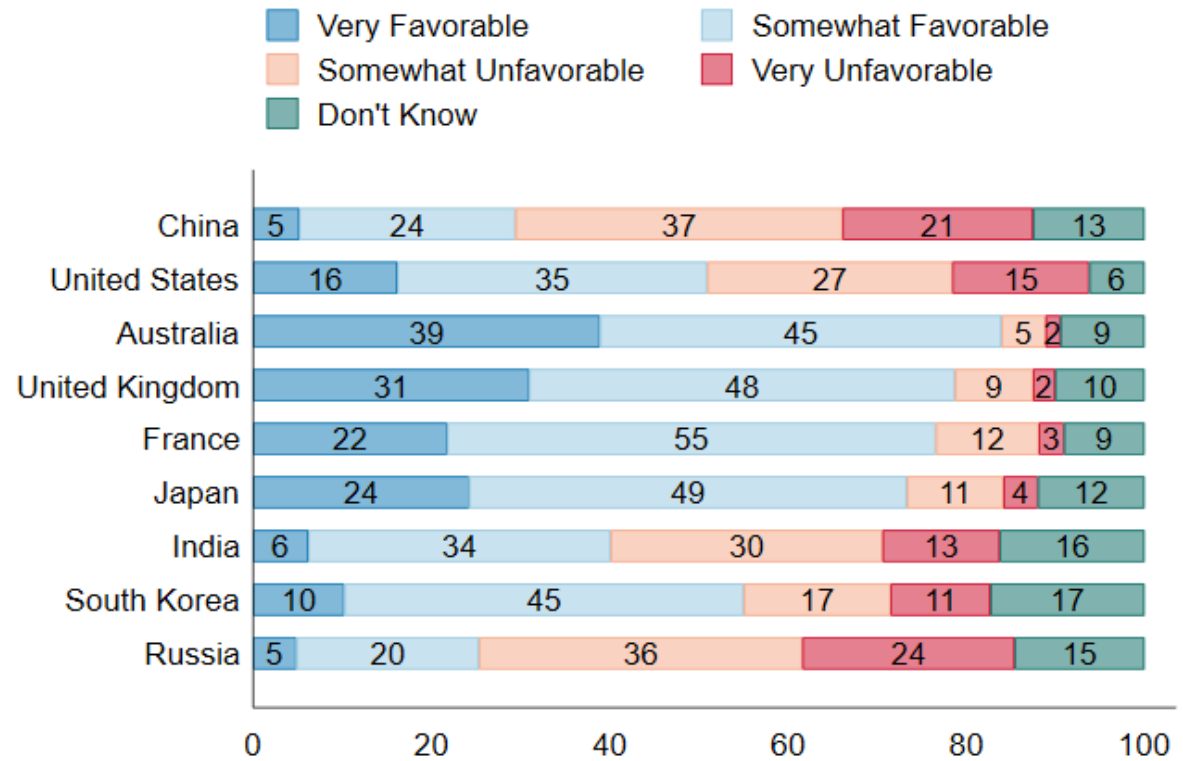
¹ The answers to two open questions about current employment and industry sector are not shown in this report.

SUBSTANTIVE QUESTIONS

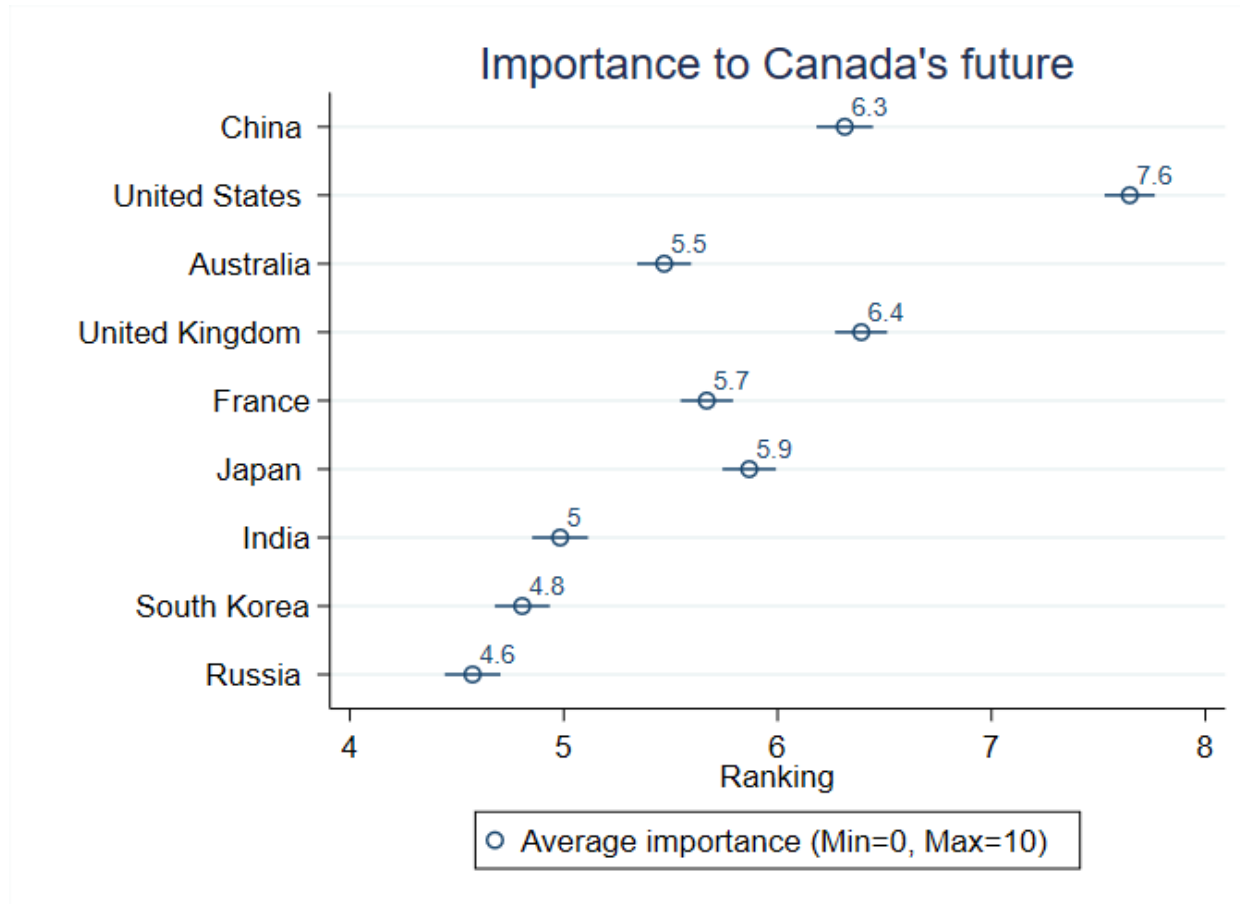
Do you have a very favourable, somewhat favourable, somewhat unfavourable or very unfavourable opinion of the following countries?

	Very Favorable	Somewhat Favorable	Somewhat Unfavorable	Very Unfavorable	Don't Know
China	78	364	552	321	188
United States	243	523	413	231	93
Australia	585	677	74	25	142
United Kingdom	466	717	132	37	151
France	327	824	174	42	136
Japan	364	738	163	58	180
India	93	510	458	198	244
South Korea	154	673	248	168	260
Russia	73	308	545	358	219

Your opinion about these countries is:



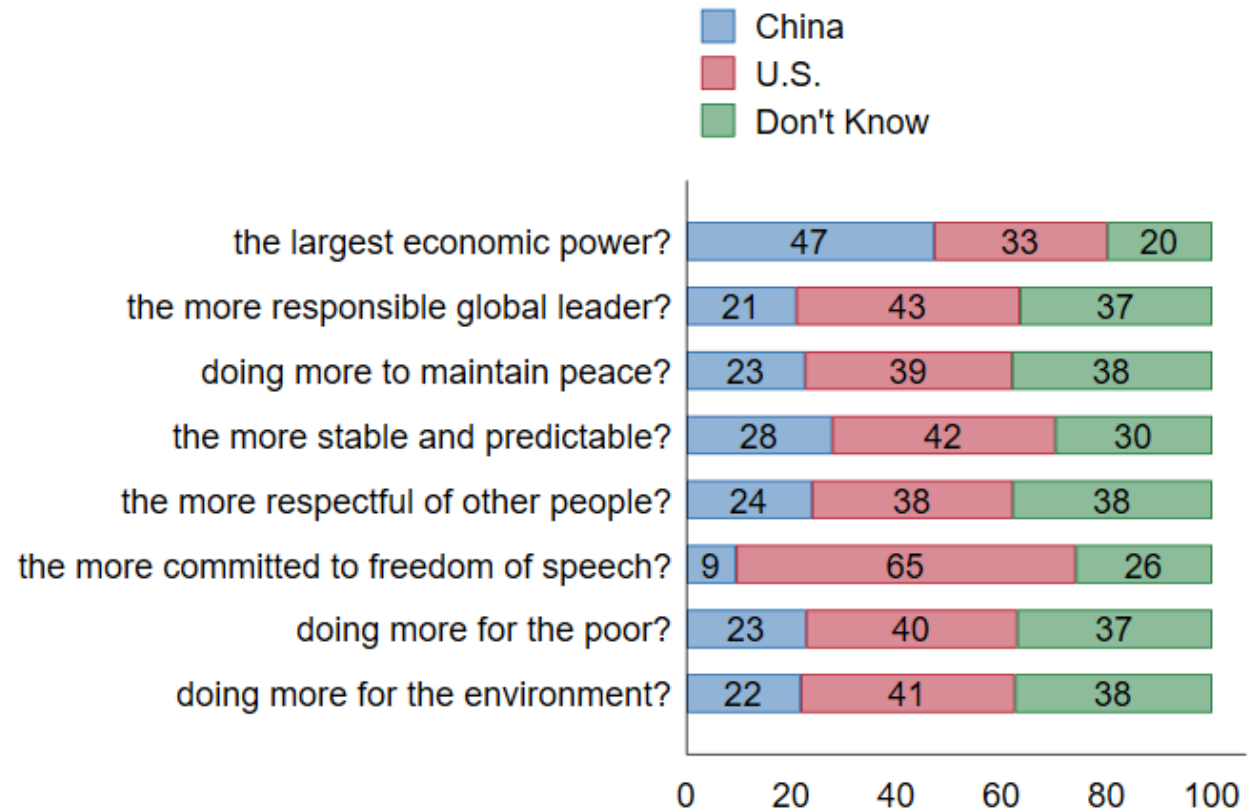
1. In your view, how important are the following countries to Canada's future?



2. Comparing the United States and China in the next decade, which country do you feel will...

	China	U.S.	Don't Know
be the largest economic power?	707	495	301
be the more responsible global leader?	313	640	550
do more to maintain peace and avoid conflict?	339	591	573
be more stable and predictable?	416	638	449
be more respectful of other people around the world?	358	575	570
be more committed to freedom of speech and expression?	141	972	390
do more for the poorest elements of their country?	341	604	558
do more to address climate change and environmental issues?	326	613	564

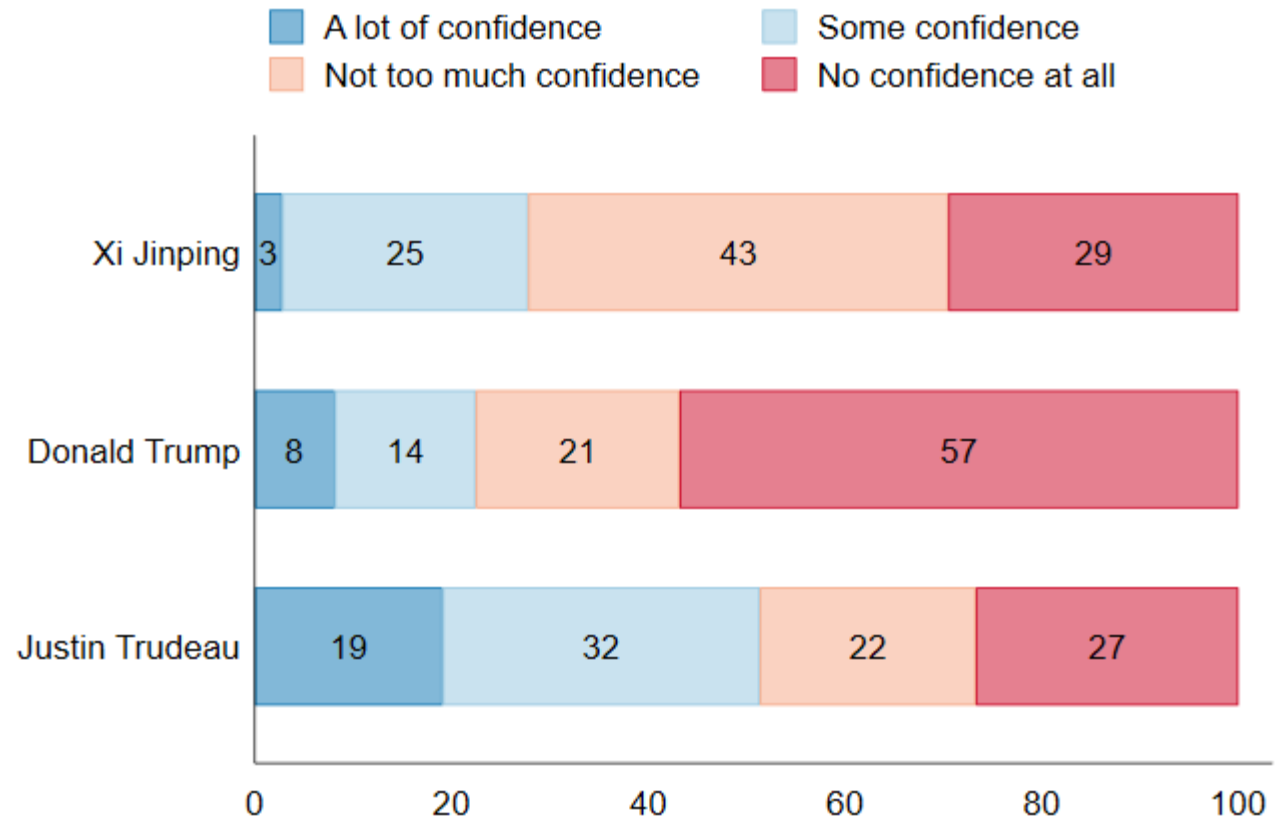
In the next decade - which country will be:



3. How much confidence do you have in the following leaders to do the right thing regarding world affairs?

	A lot of confidence	Some confidence	Not too much confidence	No confidence
Xi Jinping	42	376	642	443
Donald Trump	122	216	311	854
Justin Trudeau	287	485	330	401

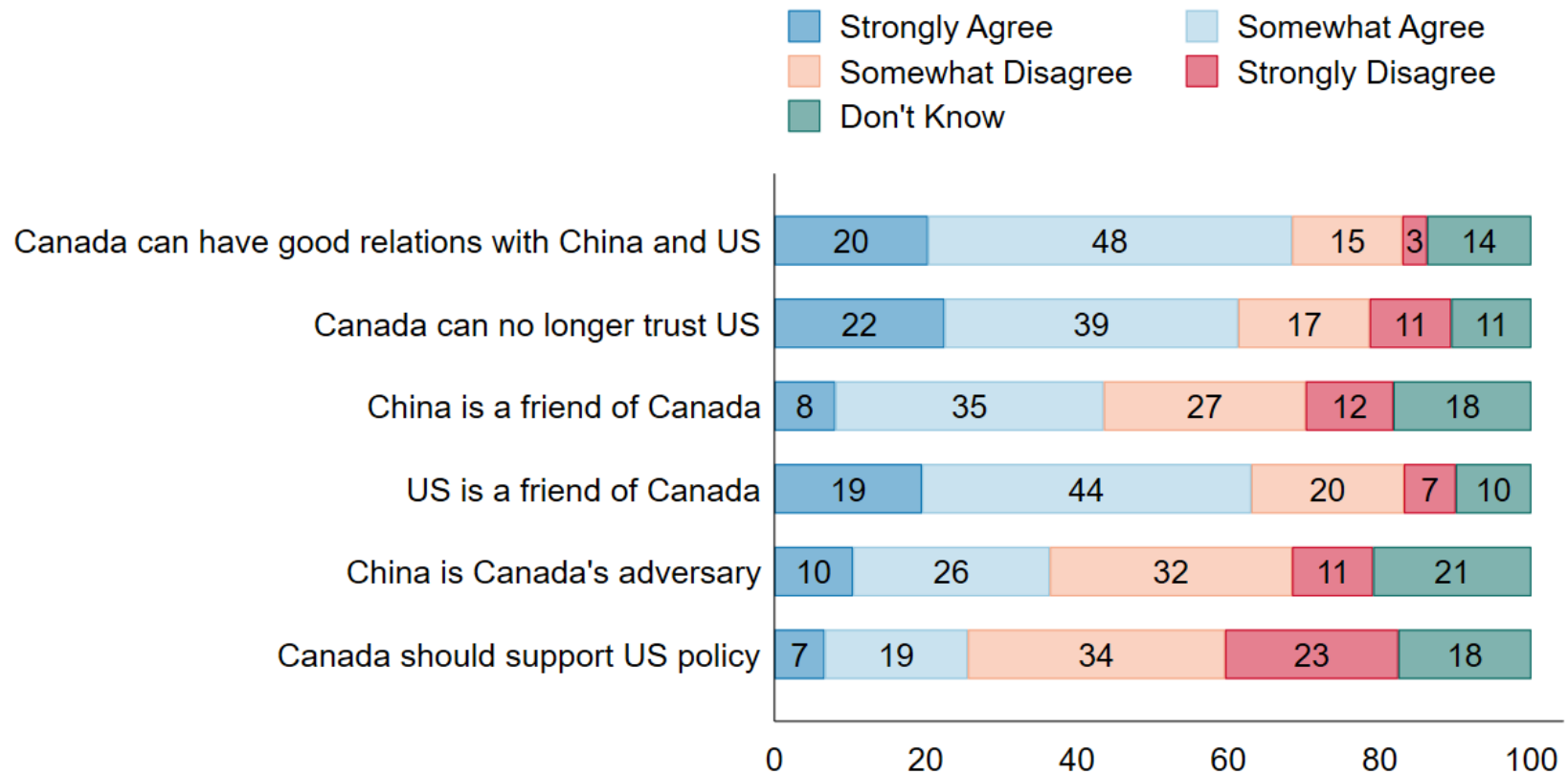
Your opinion about these countries is:



4. Do you agree or disagree with each of the following statements:

	Strongly Agree	Somewhat Agree	Somewhat Disagree	Strongly Disagree	Don't Know
Canada can have good relations with China and the US at the same time.	305	723	219	49	207
Canada can no longer trust the United States to do the right thing in the world.	338	583	261	162	159
China is a friend of Canada.	121	533	401	174	274

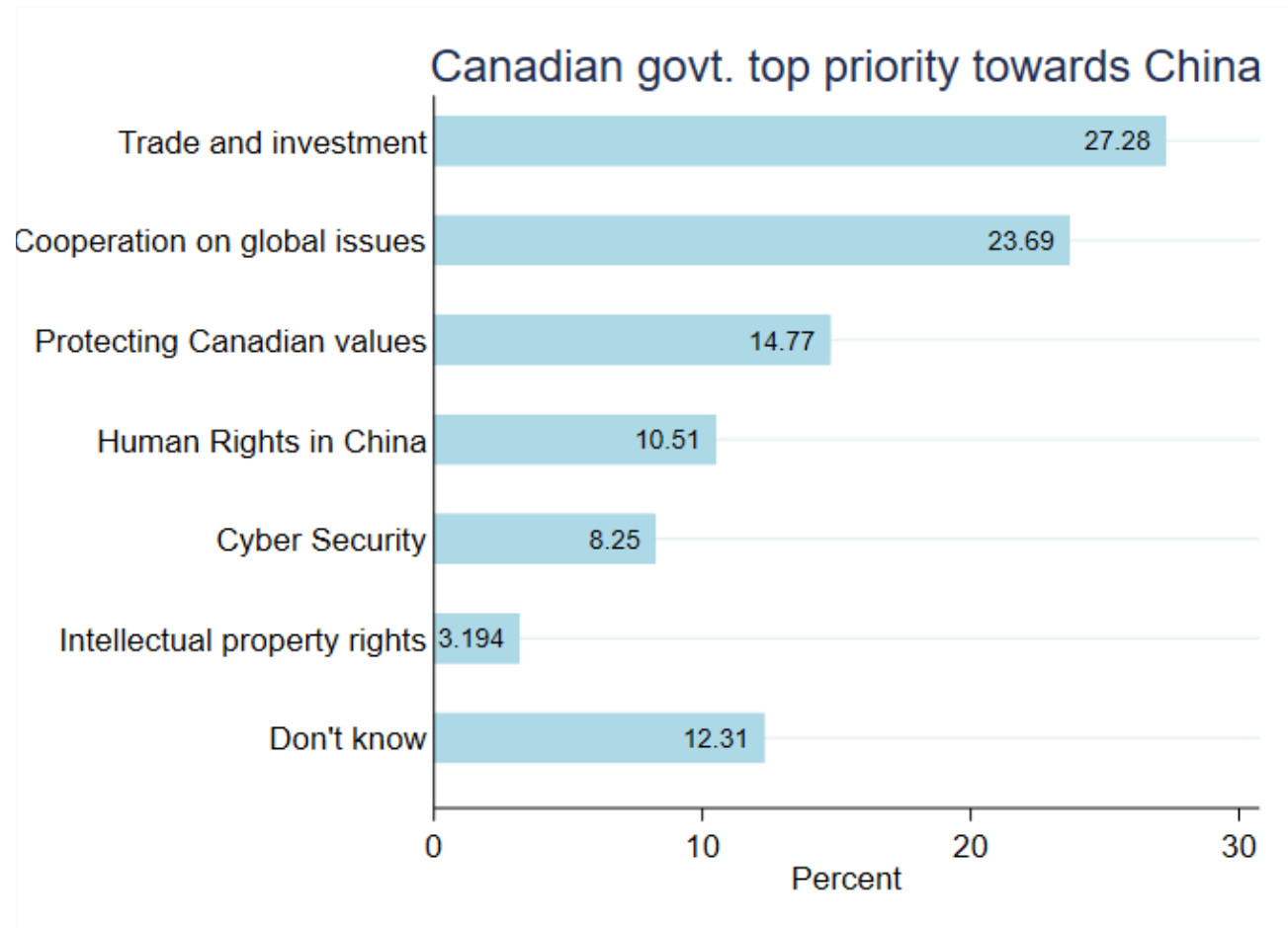
Do you agree or disagree with the following statements:



The United States is a friend of Canada	293	654	303	103	150
China has become Canada's adversary and no longer can be trusted.	156	391	481	161	314
We should support US policy even if means worsening relations with China.	100	284	511	344	264

5. Which elements of the relationship with China do you think should be the highest priority for the Canadian government?

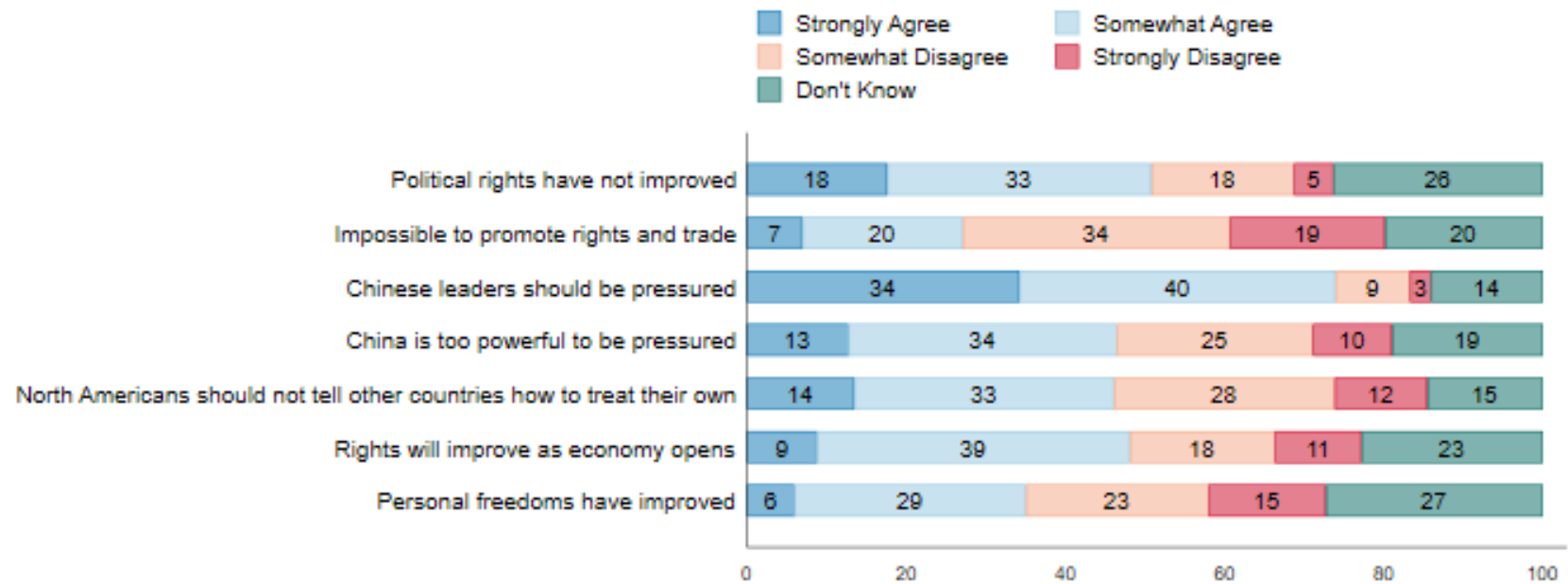
	Frequency	Percentage (%)	Cum. (%)
Don't know	185	12.31	12.31
Intellectual property rights	48	3.19	15.50
Cyber Security	124	8.25	23.75
Human Rights in China	158	10.51	34.26
Protecting Canadian values	222	14.77	49.04
Cooperation on global issues	356	23.69	72.72
Trade and investment	410	27.28	100.00



6. Regarding the human rights situation in China, do you agree with the following statements?

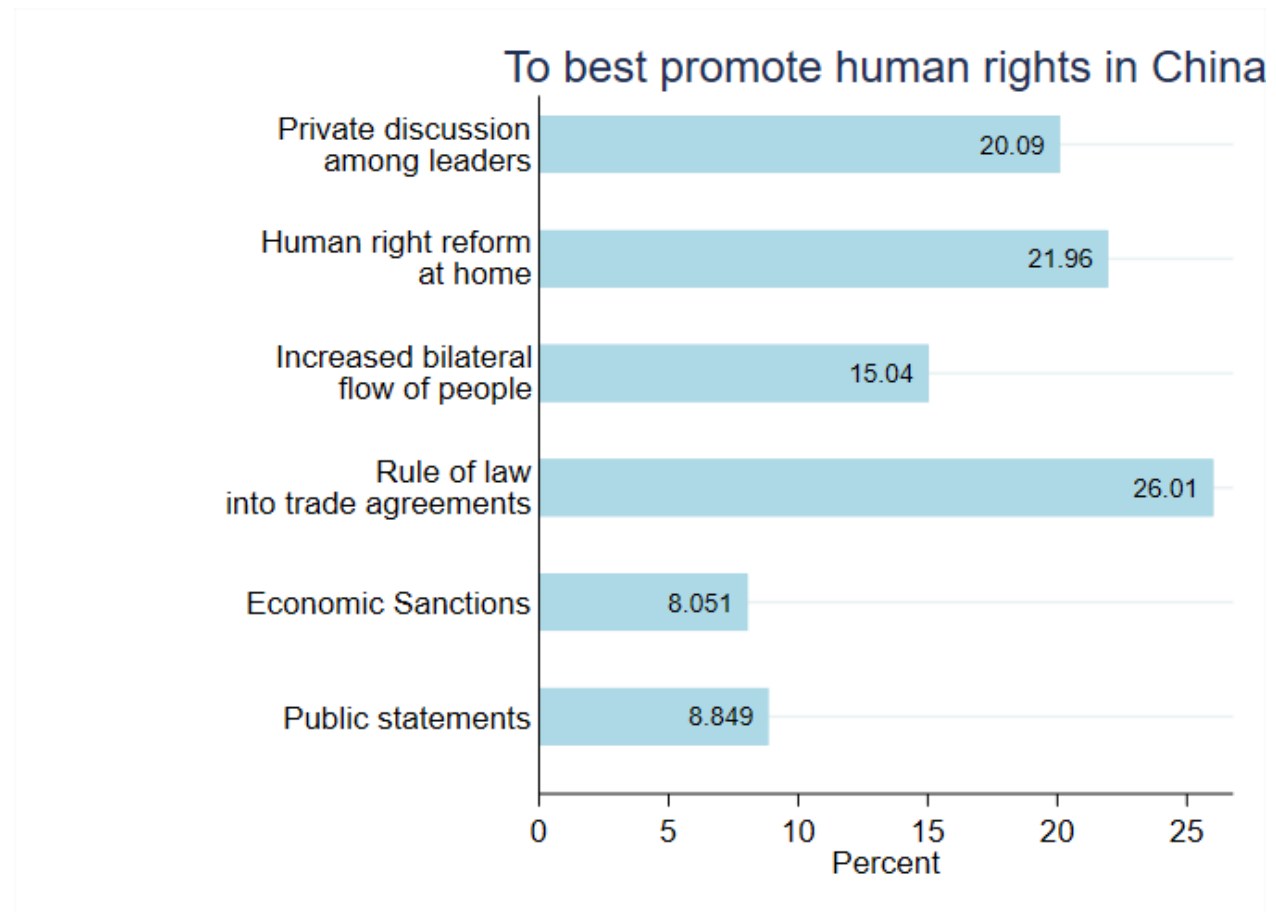
	Strongly Agree	Somewhat Agree	Somewhat Disagree	Strongly Disagree	Don't Know
The political rights of Chinese citizens have not improved in the past decade	265	499	269	75	395
It's impossible to promote human rights while expanding economic relations	105	303	504	293	298
Chinese leaders should be pressured to respect international treaties and covenants on human rights that they have signed	515	597	140	40	211
China is now too big and powerful to be pressured into adopting Western standards of human rights	192	507	370	149	285
Canadians and Americans are in no moral position to tell other countries how to treat their own citizens	203	491	416	175	218
The human rights situation in China will improve as its economy opens and more Chinese are exposed to the political systems and ways of life in other countries including Canada	133	590	274	164	342
Personal freedoms of Chinese citizens have improved in the past decade	90	437	345	221	410

Regarding the human rights situation in China:



7. How could Canada best promote human rights in China?

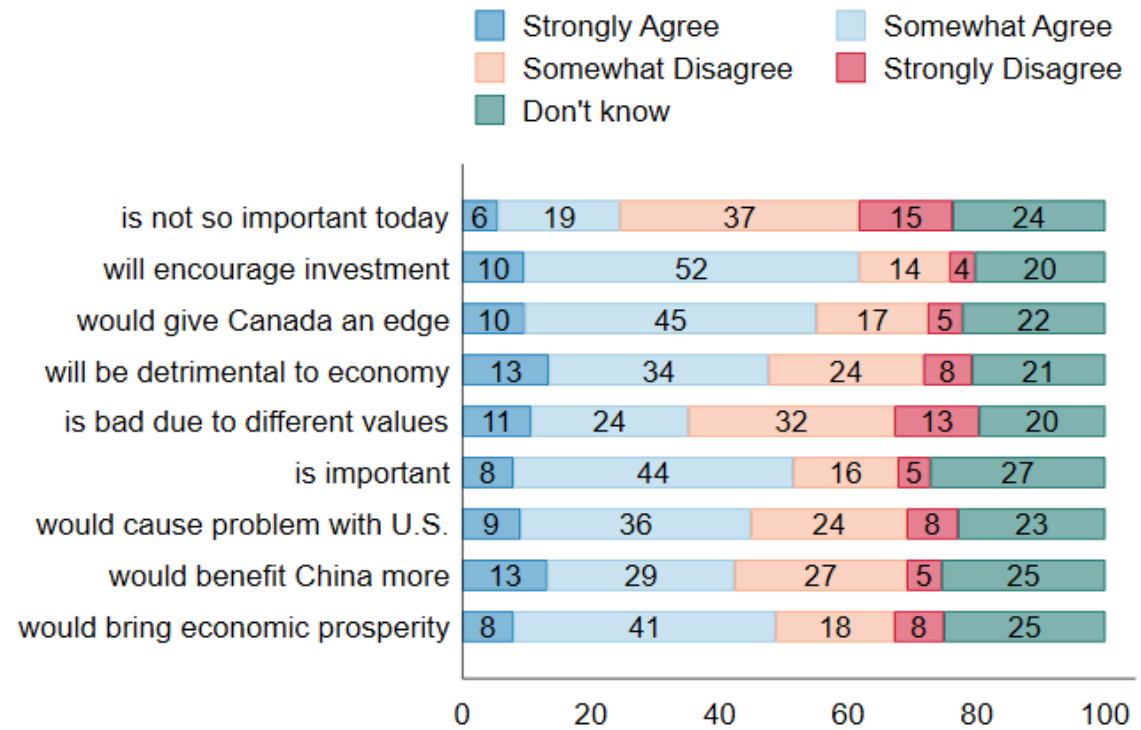
	Frequency	Percentage (%)	Cum. (%)
public statements and pressure by the Canadian government	133	8.85	8.85
threat of economic sanctions	121	8.05	16.90
helping strengthen the rule of law in China through provisions and practices built into trade agreements	391	26.01	42.91
increasing flows of people bilateral exchanges, such as two-way movements of students and tourists	226	15.04	57.95
by strengthening human rights and democratic reforms here at home	330	21.96	79.91
raising concerns privately in discussion between officials and leaders	302	20.09	100.00



8. Do you agree or disagree with each of the following arguments regarding expanded trade with China?

	Strongly Agree	Somewhat Agree	Somewhat Disagree	Strongly Disagree	Don't Know
is not so important today because China's future economic outlook is far from certain as economic growth rate slows down	83	286	558	219	357
is likely to encourage needed investment in Canadian businesses	144	784	211	59	305
would give Canada a competitive edge over other countries	146	681	261	81	334
is likely to be detrimental as it will lead to an influx of cheap Chinese goods that will compete with Canadian products in the Canadian market	202	514	362	113	312
is a bad idea, because we should not get too involved with a country governed by the communist party, and with different values and culture	160	368	482	197	296
is important today due to rising protectionist sentiments in the US and in Europe	119	654	245	76	409
would cause problems for Canada with the current U.S. Administration	136	539	364	120	344
would benefit China more than it would benefit Canada	199	437	403	81	383
would bring greater economic prosperity to Canada	120	613	276	117	377

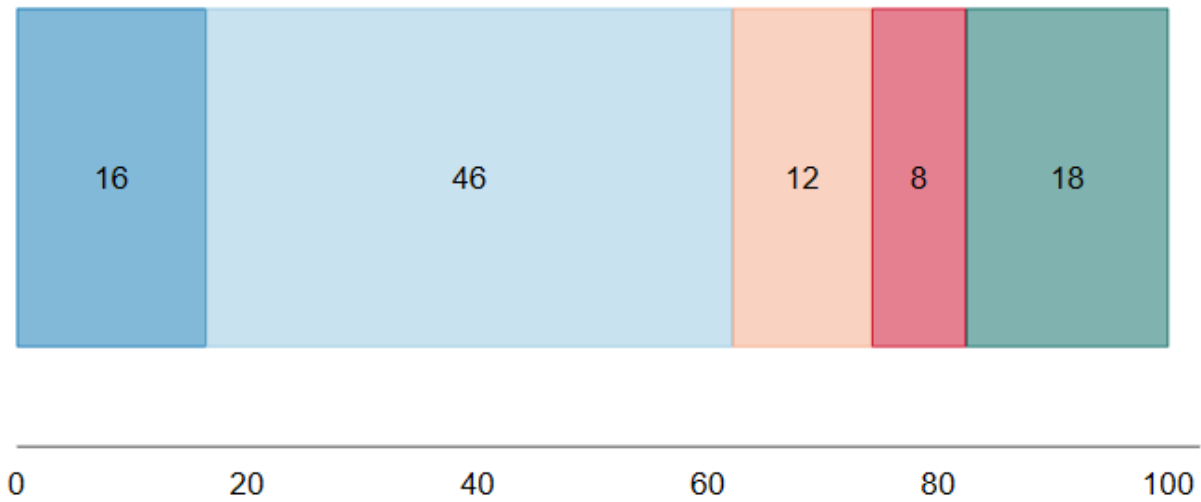
Expanded trade with China:



9. Do you support or oppose the Canadian government entering into a free trade agreement with China?

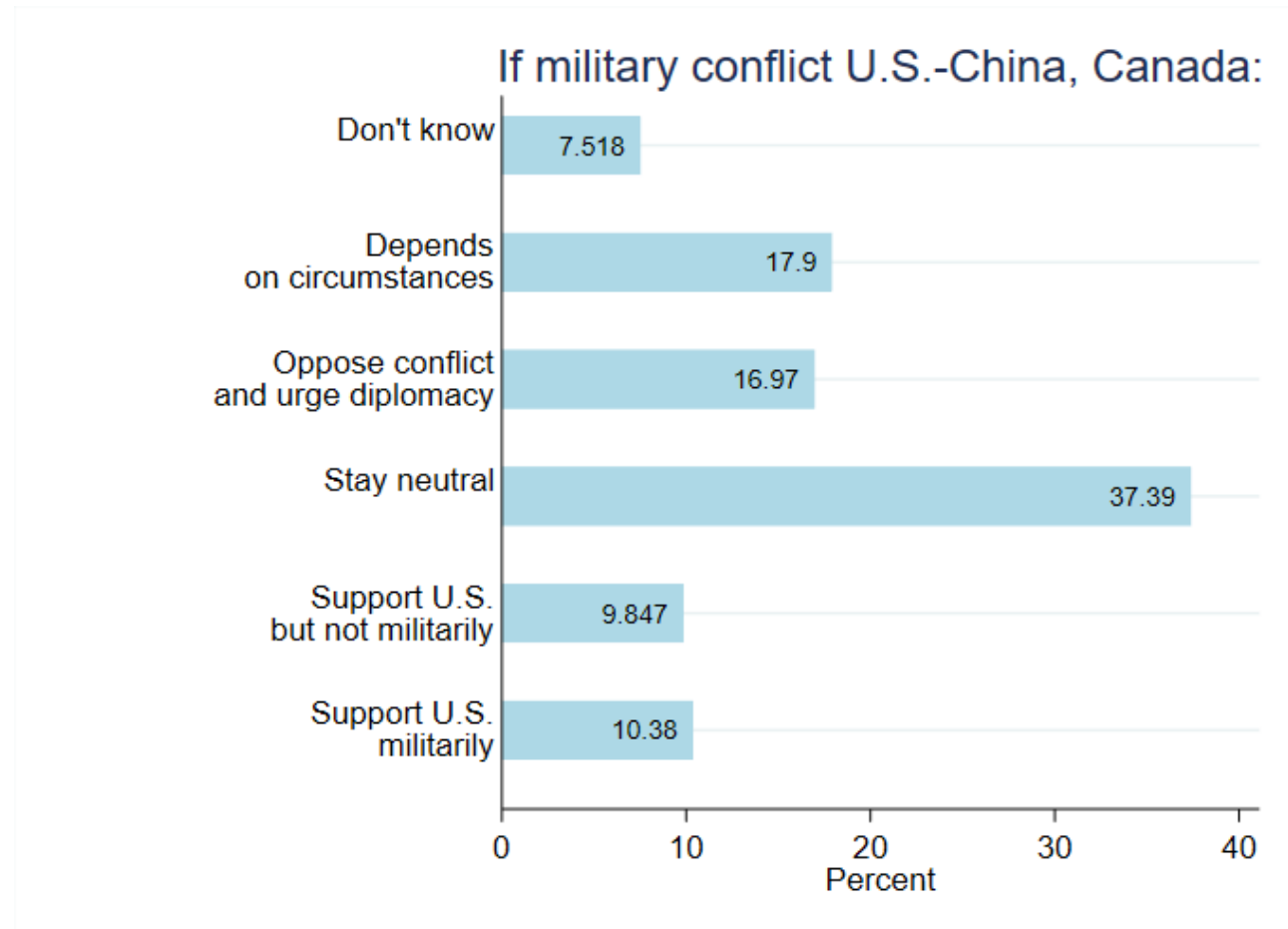
	Frequency	Percentage (%)	Cum. (%)
Strongly support	247	16.43	16.43
Moderately support	687	45.71	62.14
Moderately oppose	182	12.11	74.25
Strongly oppose	123	8.18	82.44
Don't know	264	17.56	100.00

Support for FTA with China



10. In the event of a US military conflict with China, should Canada...

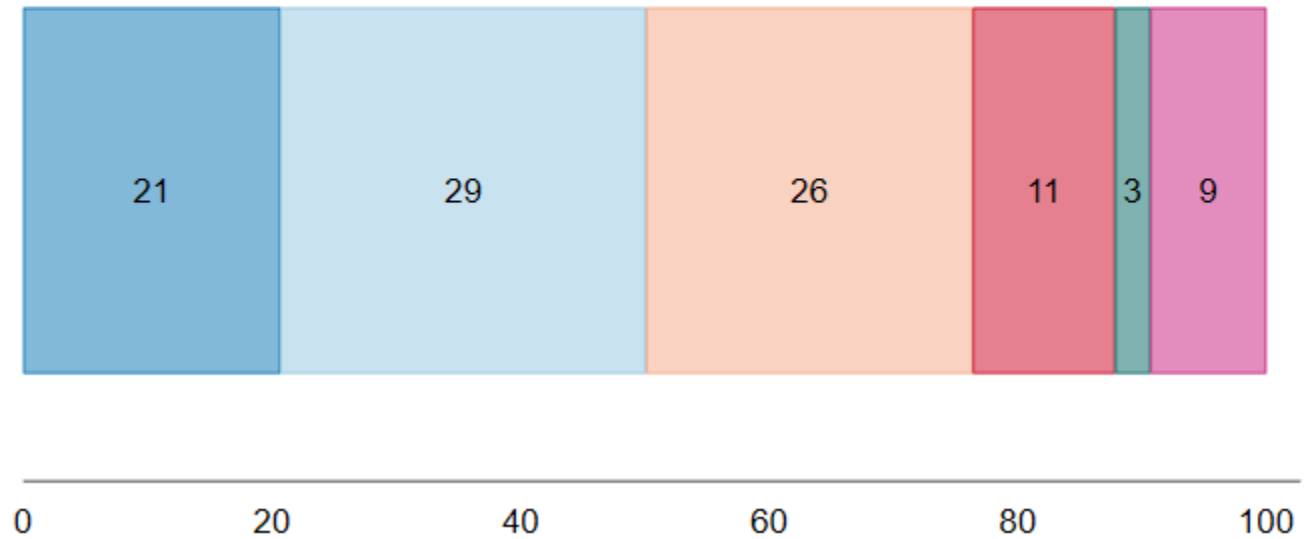
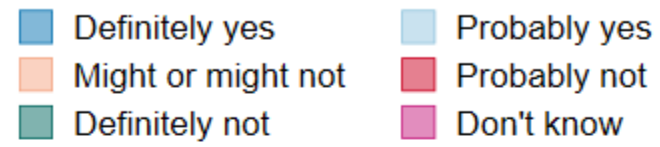
	Frequency	Percentage (%)	Cum. (%)
Support the US militarily	156	10.38	10.38
Express support for the US but not participate militarily	148	9.85	20.23
Stay neutral	562	37.39	57.62
Oppose the conflict and urge diplomatic solutions	255	16.97	74.58
The choice would depend on the circumstances	269	17.90	92.48
Don't know	113	7.52	100.00



11. Looking out over the next ten years, are China's increasing military and defense capabilities a serious concern for Canada?

	Frequency	Percentage (%)	Cum. (%)
Definitely yes	311	20.69	20.69
Probably yes	442	29.41	50.10
Might or might not	395	26.28	76.38
Probably not	172	11.44	87.82
Definitely not	43	2.86	90.69
Don't know	140	9.31	100.00

Are Chinese increasing military capabilities a concern?

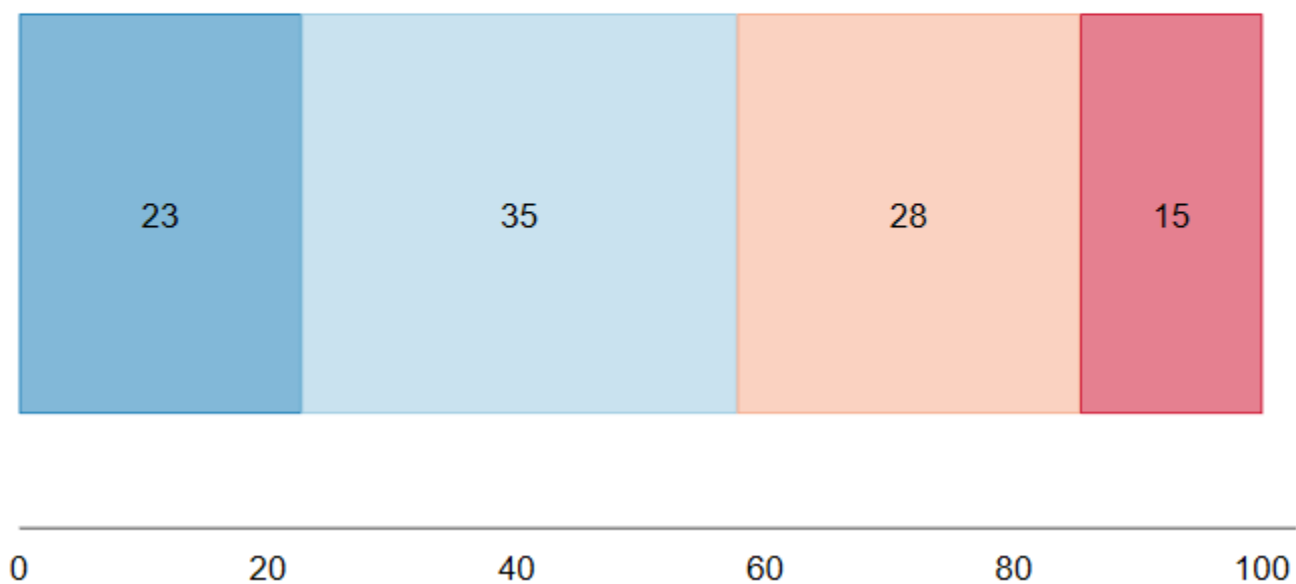


12. Should Canada increase defense spending to deal with potential Chinese threats?

	Frequency	Percentage (%)	Cum. (%)
Yes	341	22.69	22.69
Maybe	527	35.06	57.75
No	415	27.61	85.36
Don't know	220	14.64	100.00

Should Canada increase defense spending for China?

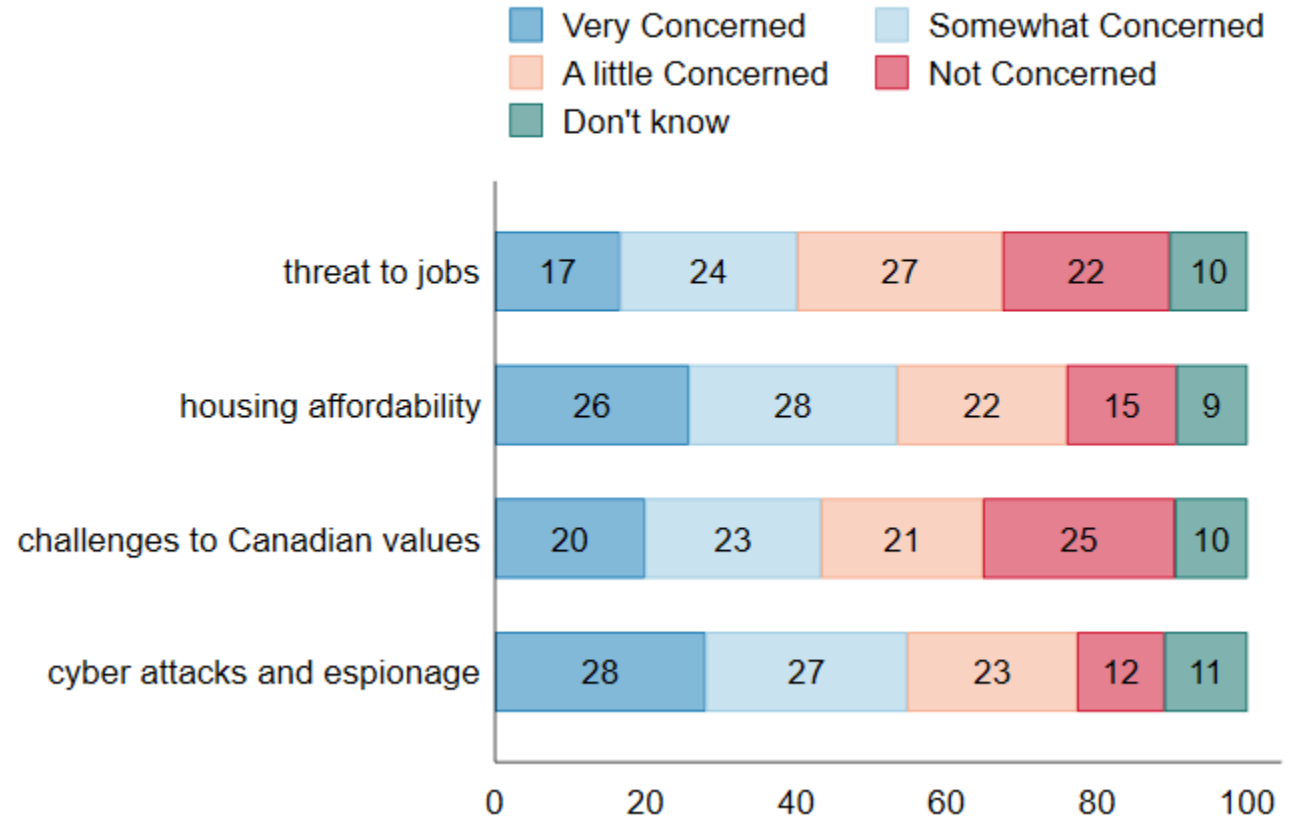
■ Yes ■ Maybe
■ No ■ Dont' know



13. As the Chinese presence in Canada deepens, do you have special concerns about...

	Very Concerned	Somewhat Concerned	A little Concerned	Not Concerned	Don't know
Threats to jobs	250	354	410	334	155
Pressure on housing availability and affordability	387	417	338	219	142
Challenges to Canadian values and institutions (the Canadian way of life)	299	353	323	383	145
Cyber attacks and espionage	421	403	339	174	166

With growing Chinese presence in Canada you worry about:

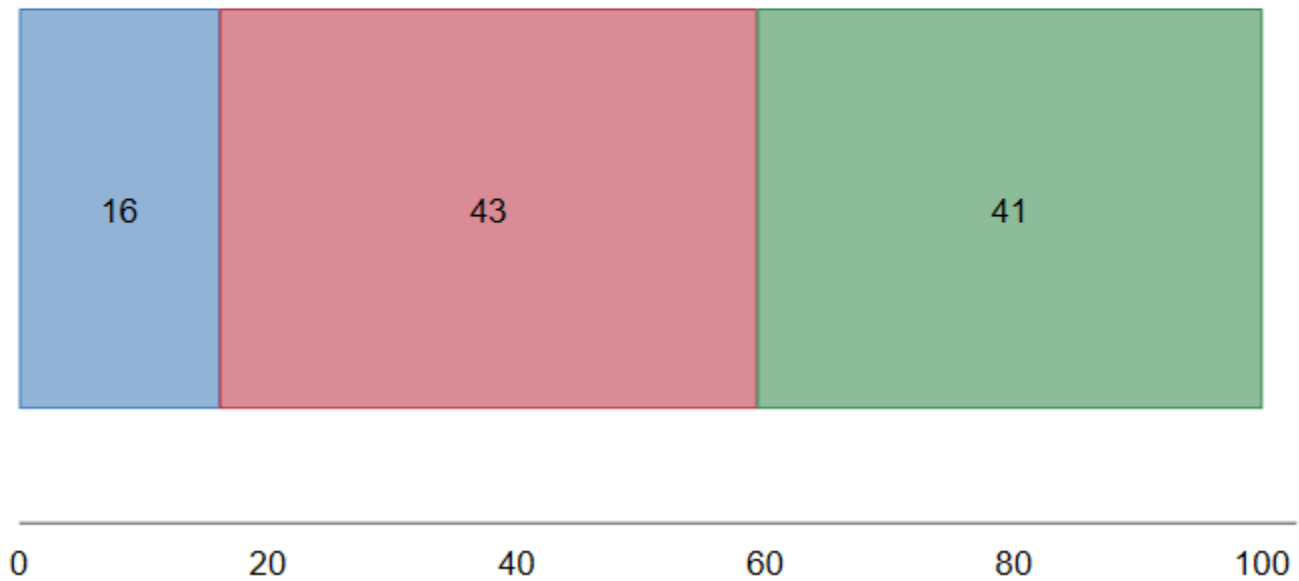


14. Is the Canadian government doing enough to protect Canadian citizens under arrest or imprisoned in China, including Michael Kovrig and Michael Spavor?

	Frequency	Percentage (%)	Cum. (%)
Yes	242	16.10	16.10
No	650	43.25	59.35
Don't Know	611	40.65	100.00

Canada does enough to protect Canadian citizens in China:

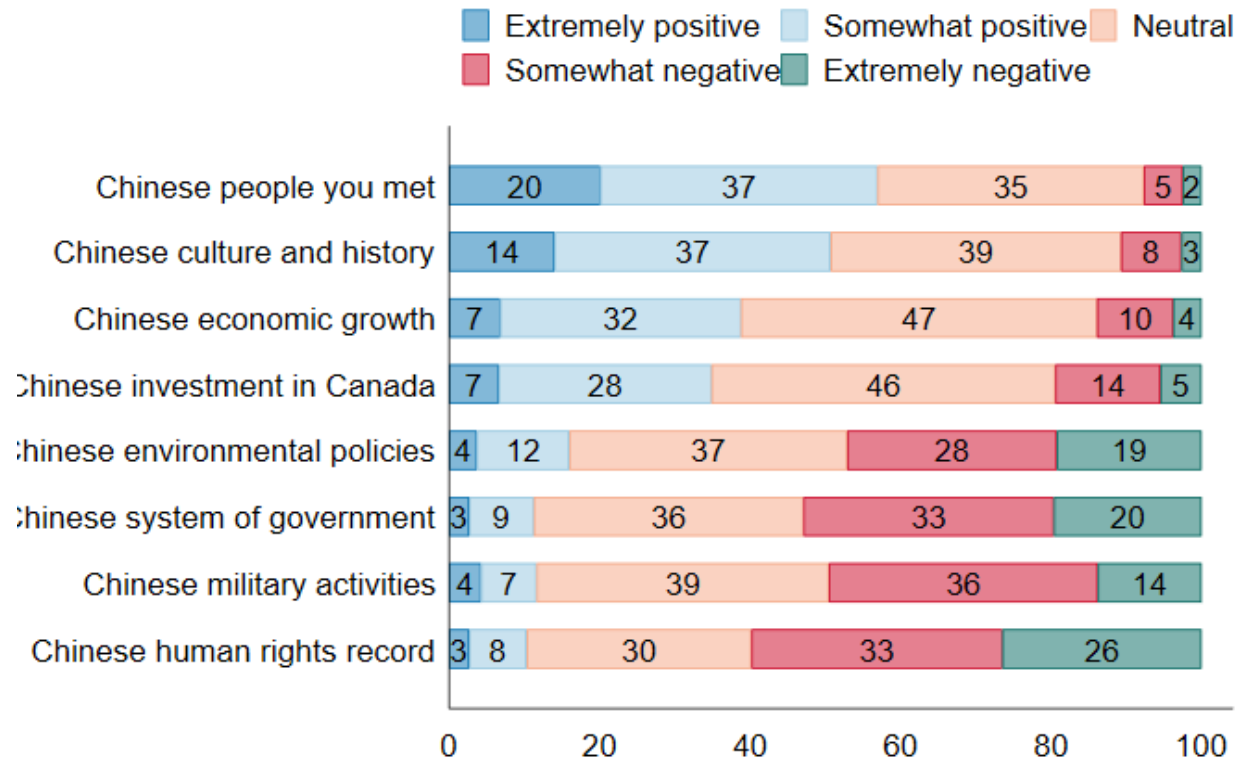
Yes No
Don't Know



15. For each of the following factors, please say whether, for you personally, they have a positive or negative influence on your overall view of China?

	Extremely positive	Somewhat positive	Neutral	Somewhat negative	Extremely negative
Chinese people you have met	302	554	532	78	37
China's culture and history	211	551	580	121	40
China's economic growth	102	481	711	152	57
Chinese investment in Canada	99	425	687	210	82
China's environmental policies	56	184	555	419	289
China's system of government	40	129	539	500	295
China's military activities	64	111	584	537	207
China's human rights record	40	115	449	501	398

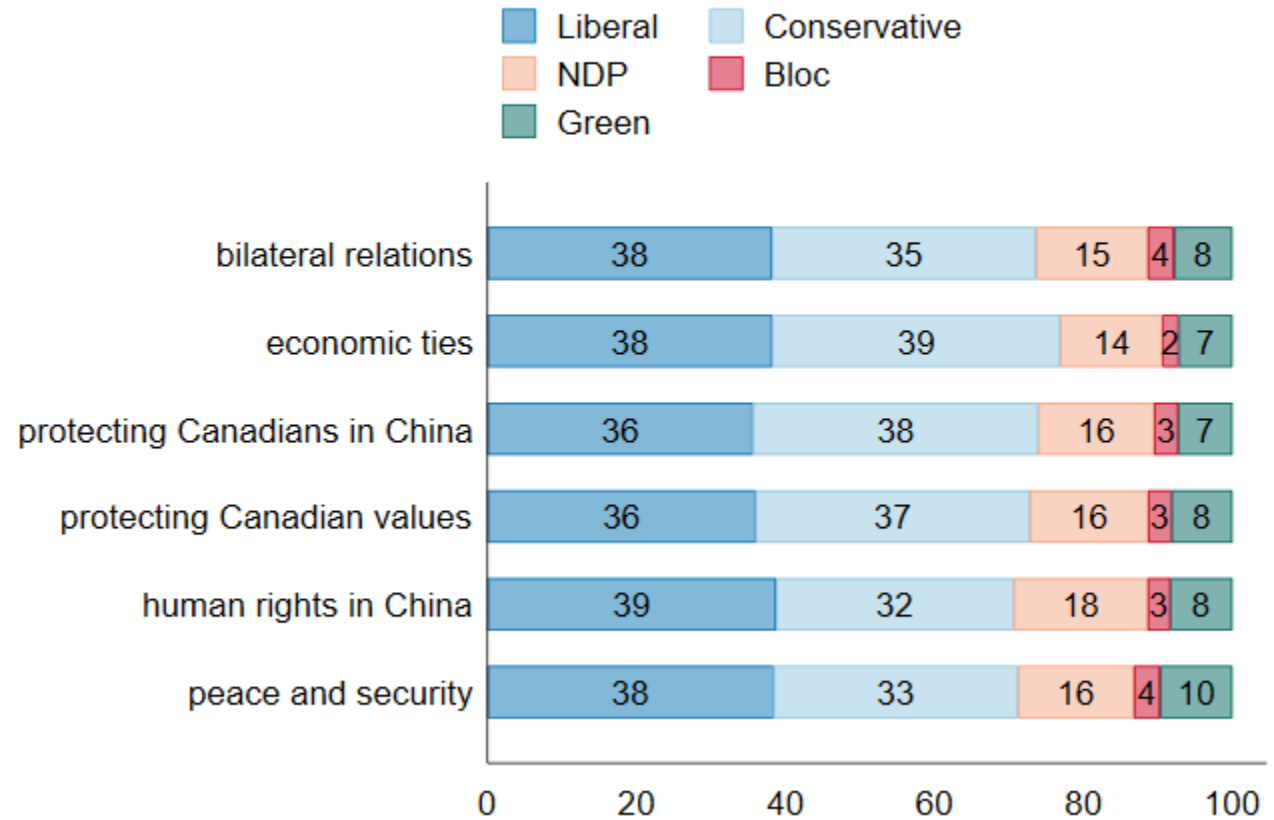
How these factors influence your overall view of China:



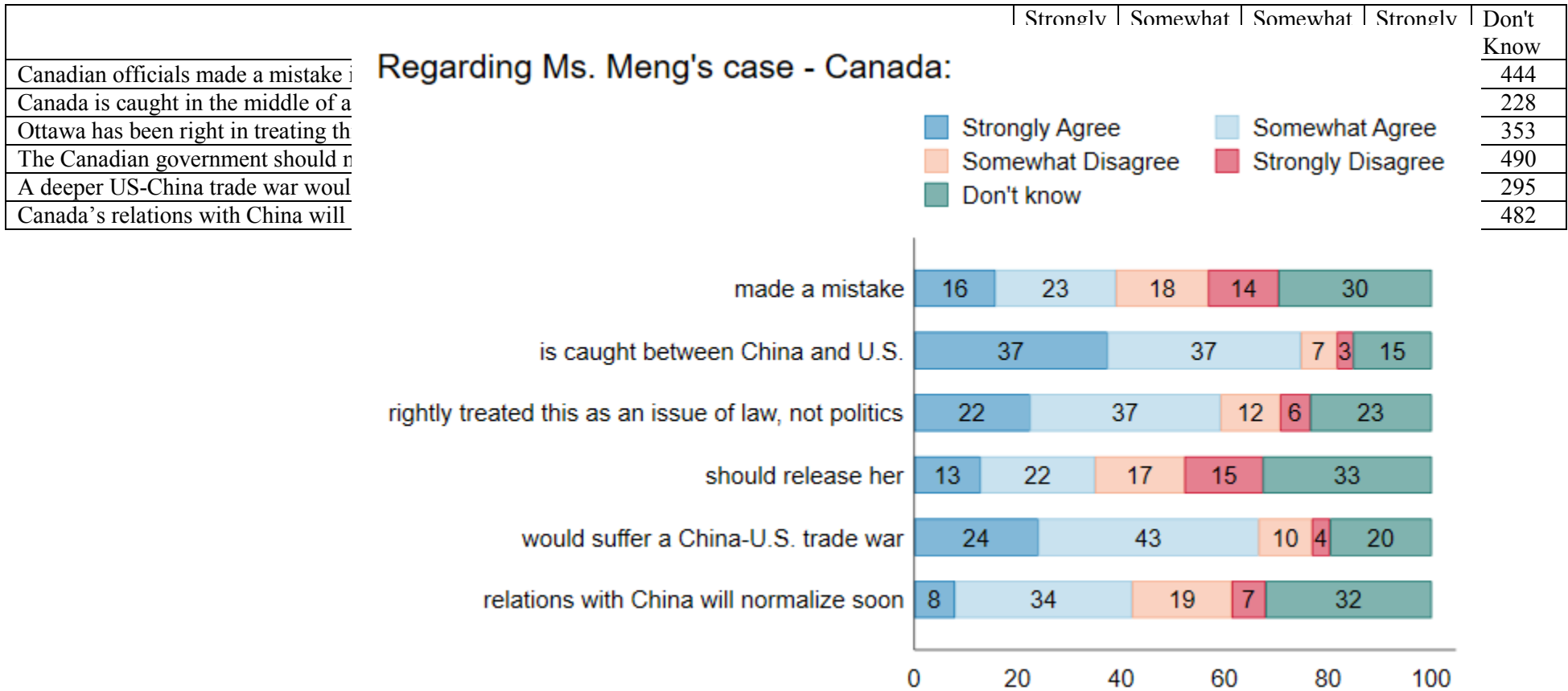
16. Which party do you think would do a better job of handling the following issues with China?

	Liberal	Conservative	NDP	Bloc	Green
Overall management of the bilateral relations	574	533	225	53	118
Developing economic ties	575	581	206	33	108
Protecting Canadians in China	536	576	233	49	109
Protecting Canadian interests and values at home	541	553	239	47	123
Advancing human rights and democracy in China	582	479	271	46	125
Building peace and security	577	493	234	53	146

Which party would do a better job with China on:



17. The arrest of Ms. Meng Wanzhou, a senior executive at Huawei Technologies, in December 2018 on an extradition warrant requested by the United States has created a major diplomatic rift between Canada and China. Do you agree/disagree with the following statements?



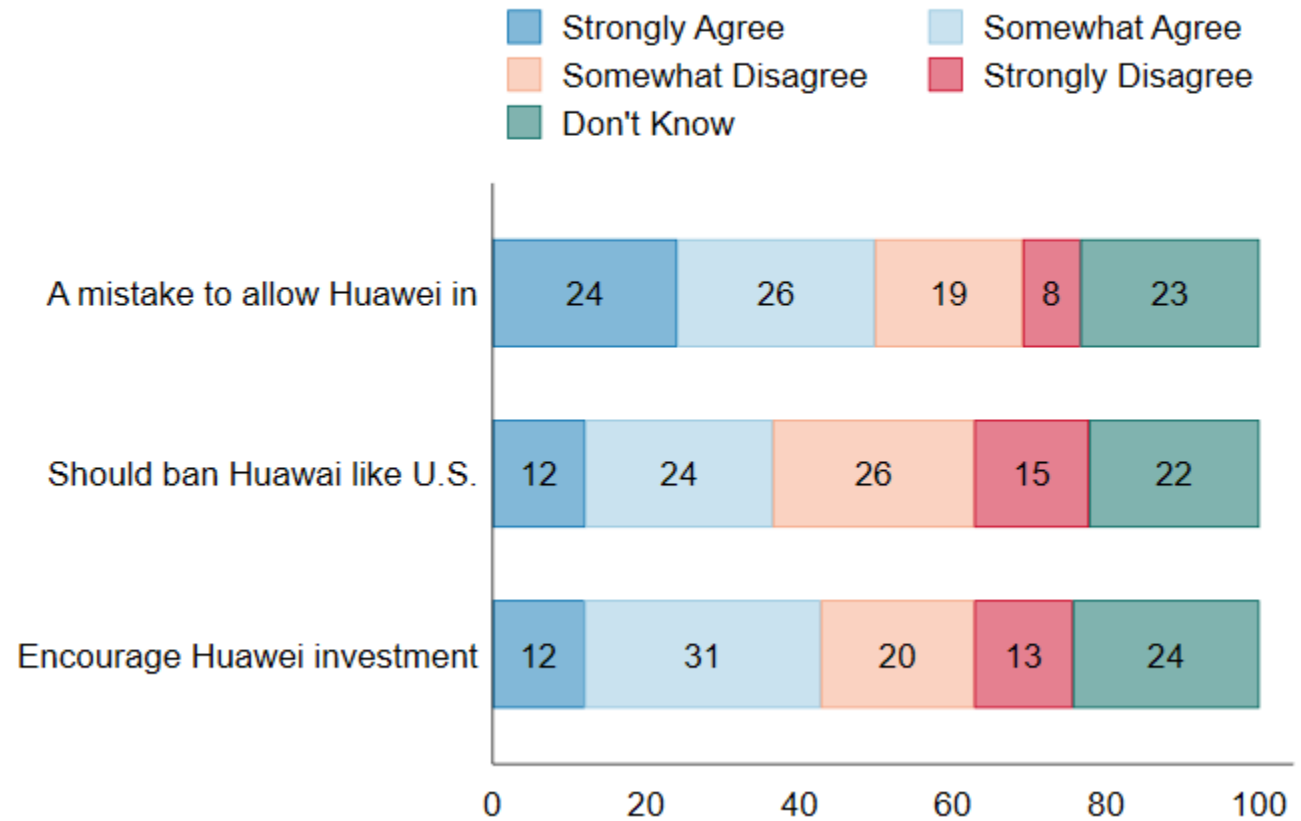
Canadian officials made a mistake in releasing her
 Canada is caught in the middle of a dispute between China and U.S.
 Ottawa has been right in treating this as an issue of law, not politics
 The Canadian government should release her
 A deeper US-China trade war would result if she is not released
 Canada's relations with China will normalize soon

Strongly Disagree | Somewhat Disagree | Somewhat Agree | Strongly Agree | Don't Know
 444
 228
 353
 490
 295
 482

18. Canada is planning to roll out soon a next generation telecommunications network sometimes called 5G or Fifth Generation. Do you agree/disagree with the following statements?

	Strongly Agree	Somewhat Agree	Somewhat Disagree	Strongly Disagree	Don't Know
It would be a mistake to allow Huawei or other Chinese companies to be a major provider to Canada's 5G system.	362	387	290	113	351
Considering the strong views of the United States about banning Huawei from its 5G system, Canada has no choice but to do the same.	182	367	395	225	334
Huawei's investment in research and development in Canada, including with Canadian universities, should be encouraged.	180	463	301	193	366

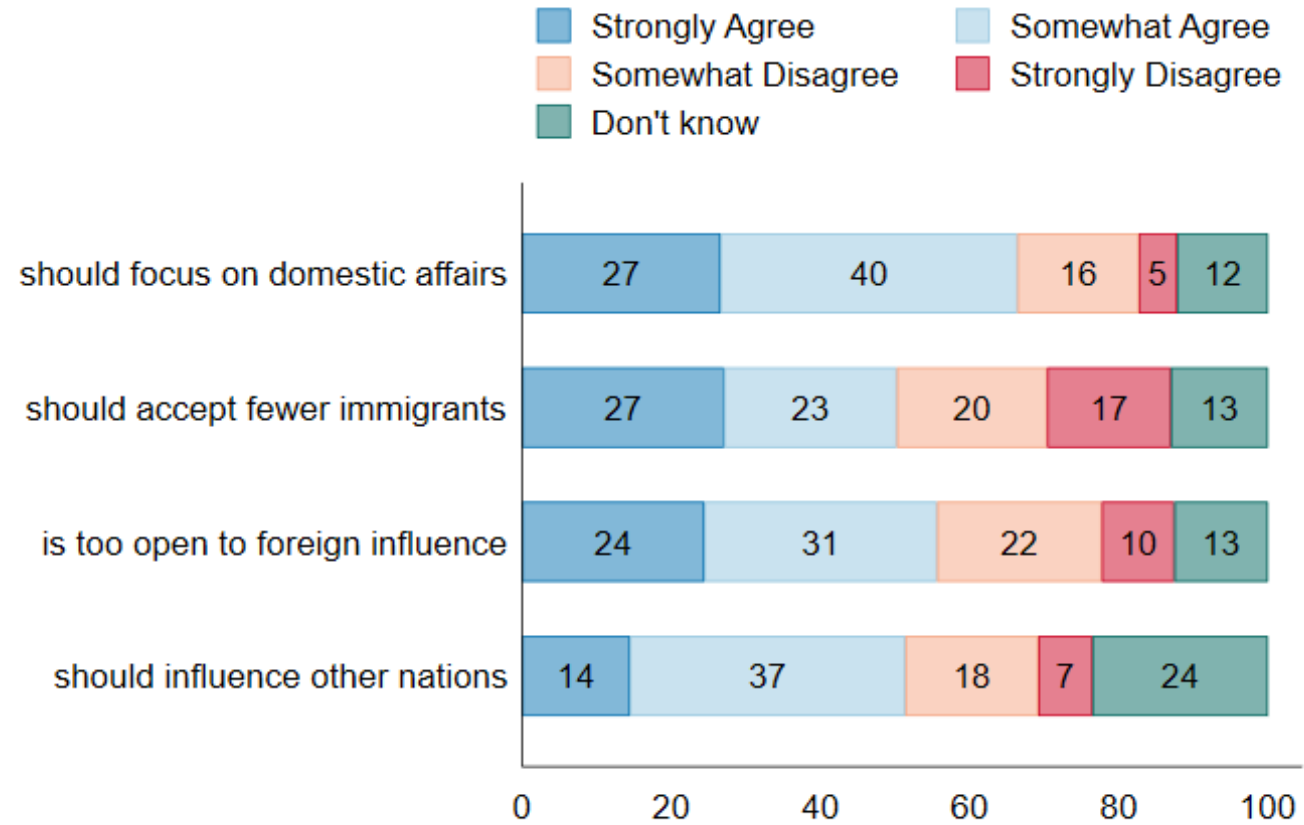
Concerning the plans to roll out 5G in Canada:



19. Do you agree or disagree with the following statements concerning Canada and the world?

	Strongly Agree	Somewhat Agree	Somewhat Disagree	Strongly Disagree	Don't Know
Canada should concentrate more on domestic affairs than on international and global matters it can't control.	400	598	245	77	183
Canada should accept fewer immigrants.	407	348	303	249	196
Canada is too open to foreign influence and thinking.	367	469	332	146	189
The more influence Canada has on other nations, the better off they are.	217	555	268	109	354

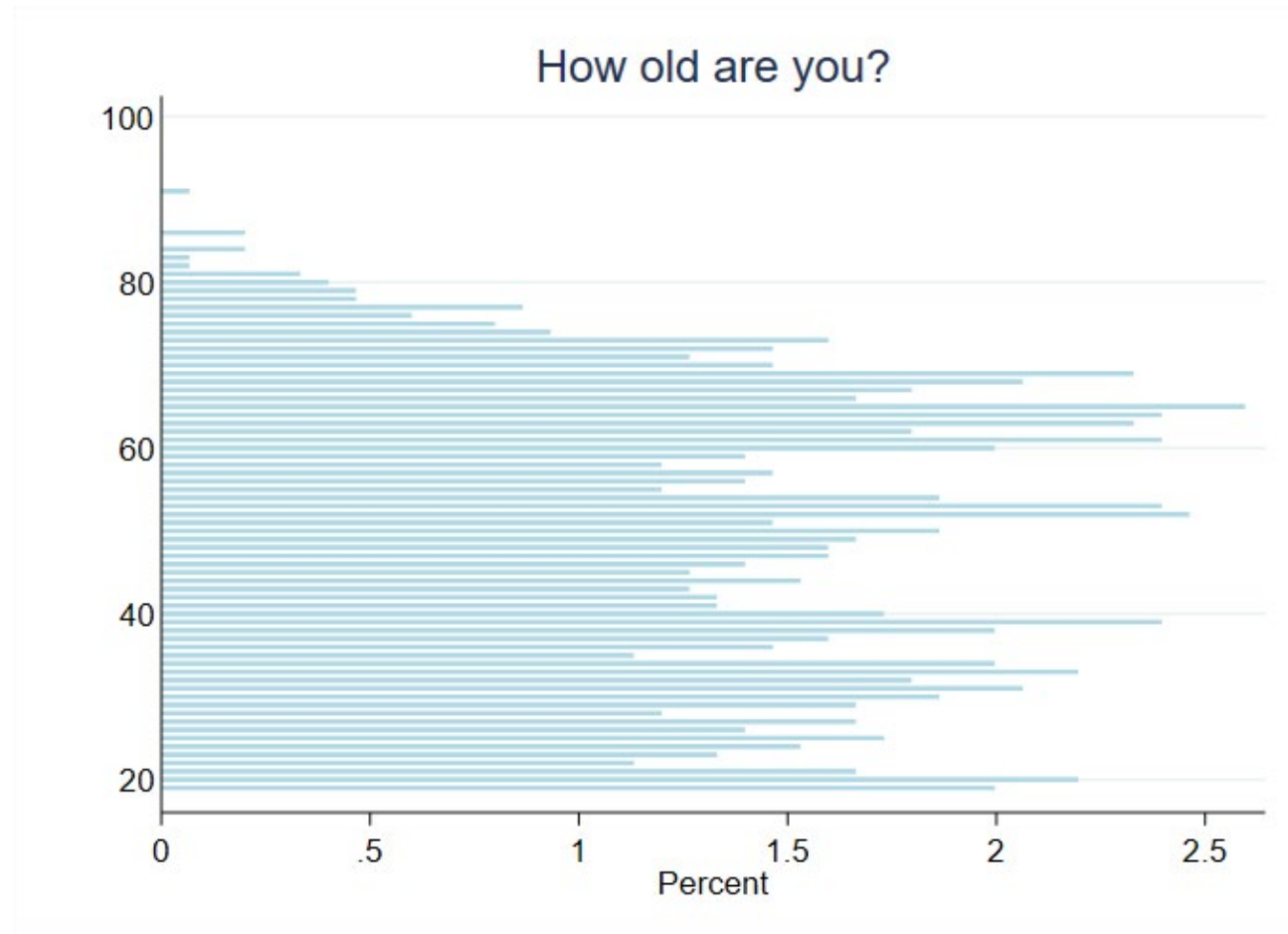
In the world Canada:



SOCIO-DEMOGRAPHIC QUESTIONS

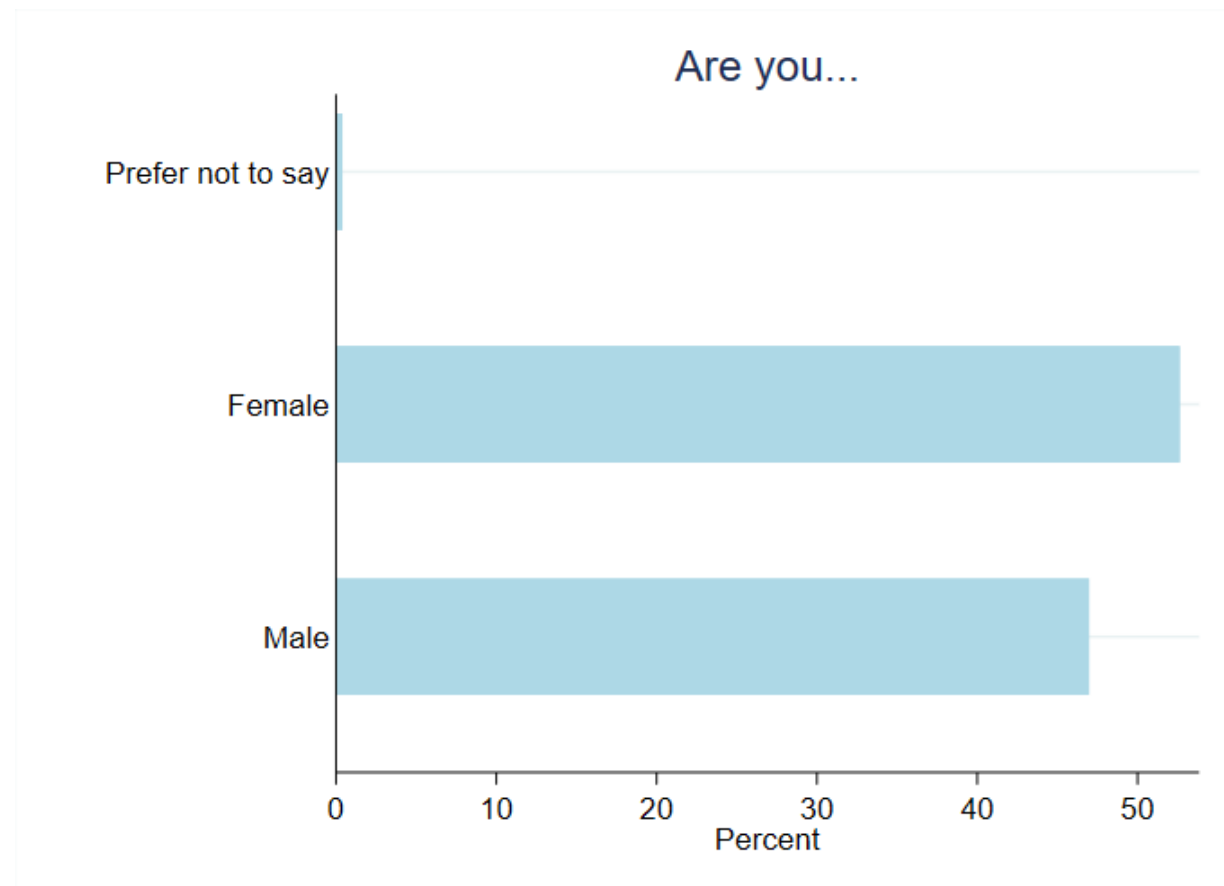
20. Age

	Age
Mean	48
Standard deviation	17.1
Min	19
Max	91
Total	1503



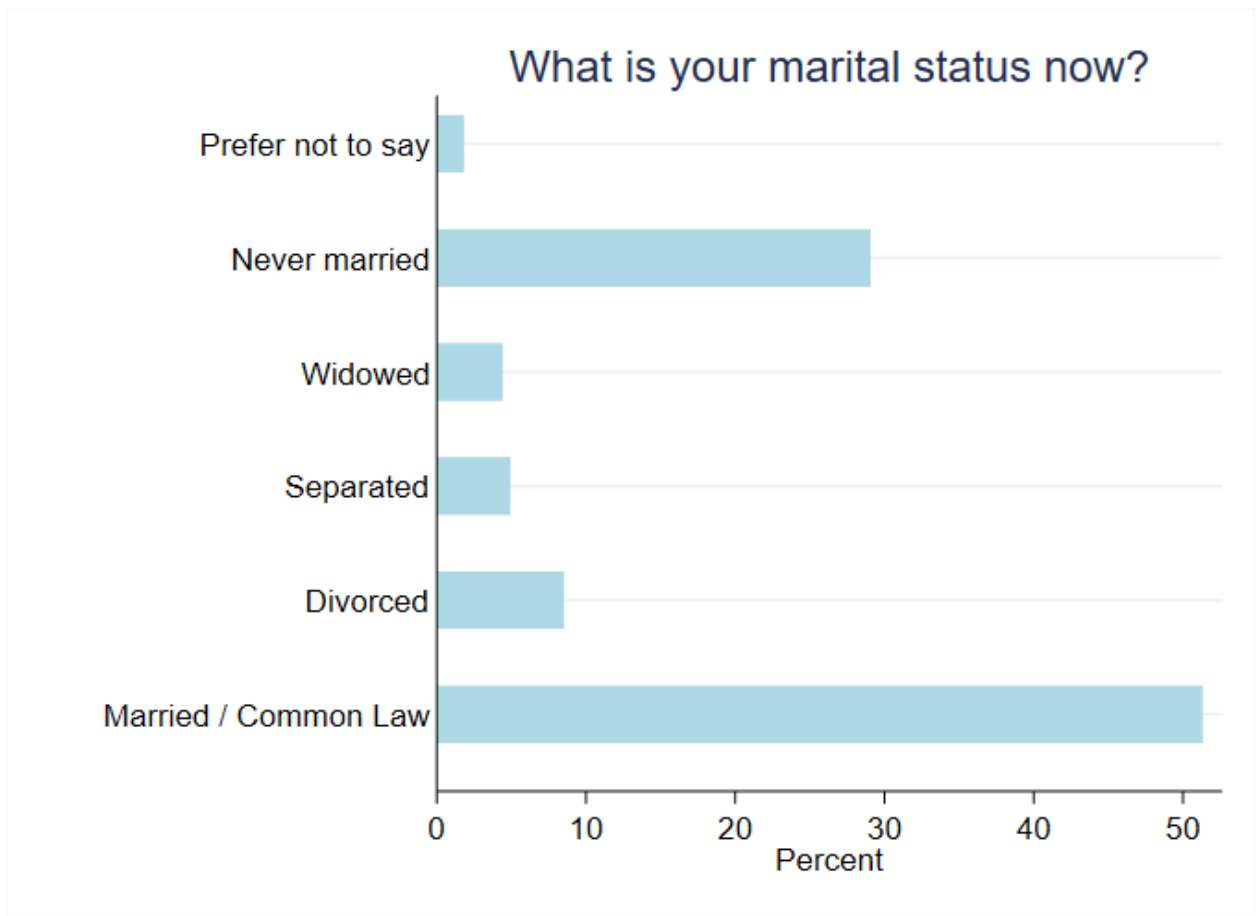
21. Gender

Gender	Frequency	Percentage (%)	Cum. (%)
Male	706	46.97	46.97
Female	791	52.63	99.60
Prefer not to say	6	0.40	100.00



22. Marital status

	Frequency	Percentage (%)	Cum. (%)
Married / Common Law	771	51.30	51.30
Divorced	128	8.52	59.81
Separated	74	4.92	64.74
Widowed	66	4.39	69.13
Never married	437	29.08	98.20
Prefer not to say	27	1.80	100.00

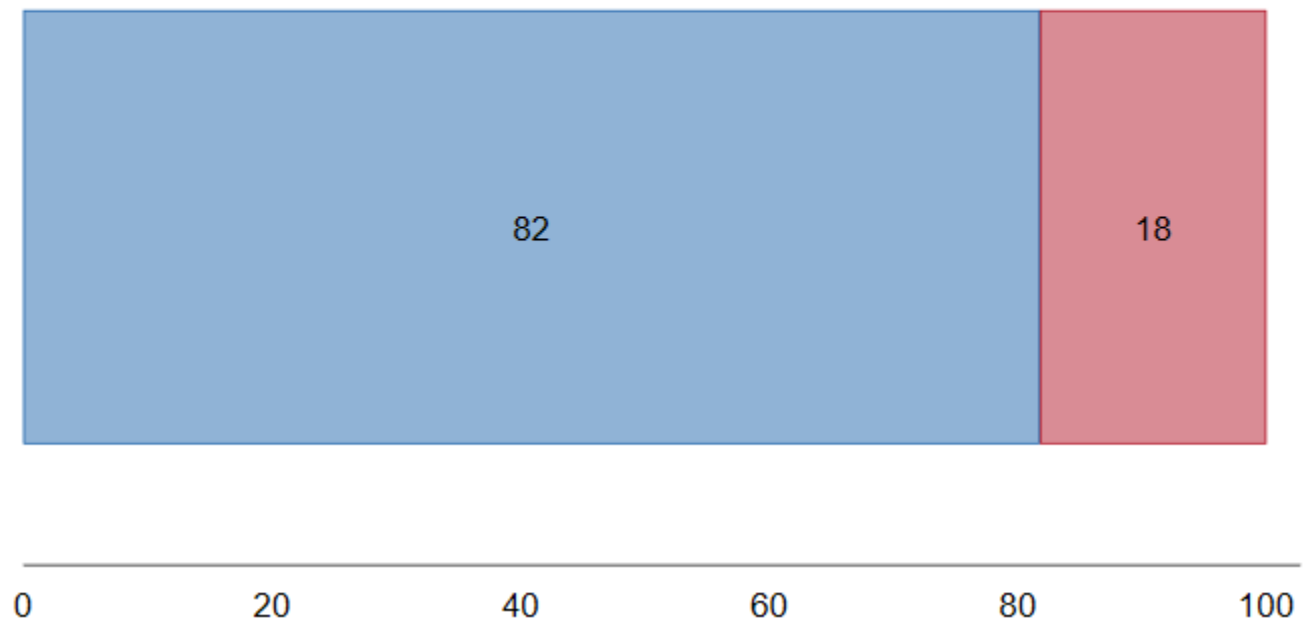


23. Were you born in Canada?

	Frequency	Percentage (%)	Cum. (%)
Yes	1229	81.77	81.77
No	274	18.23	100.00

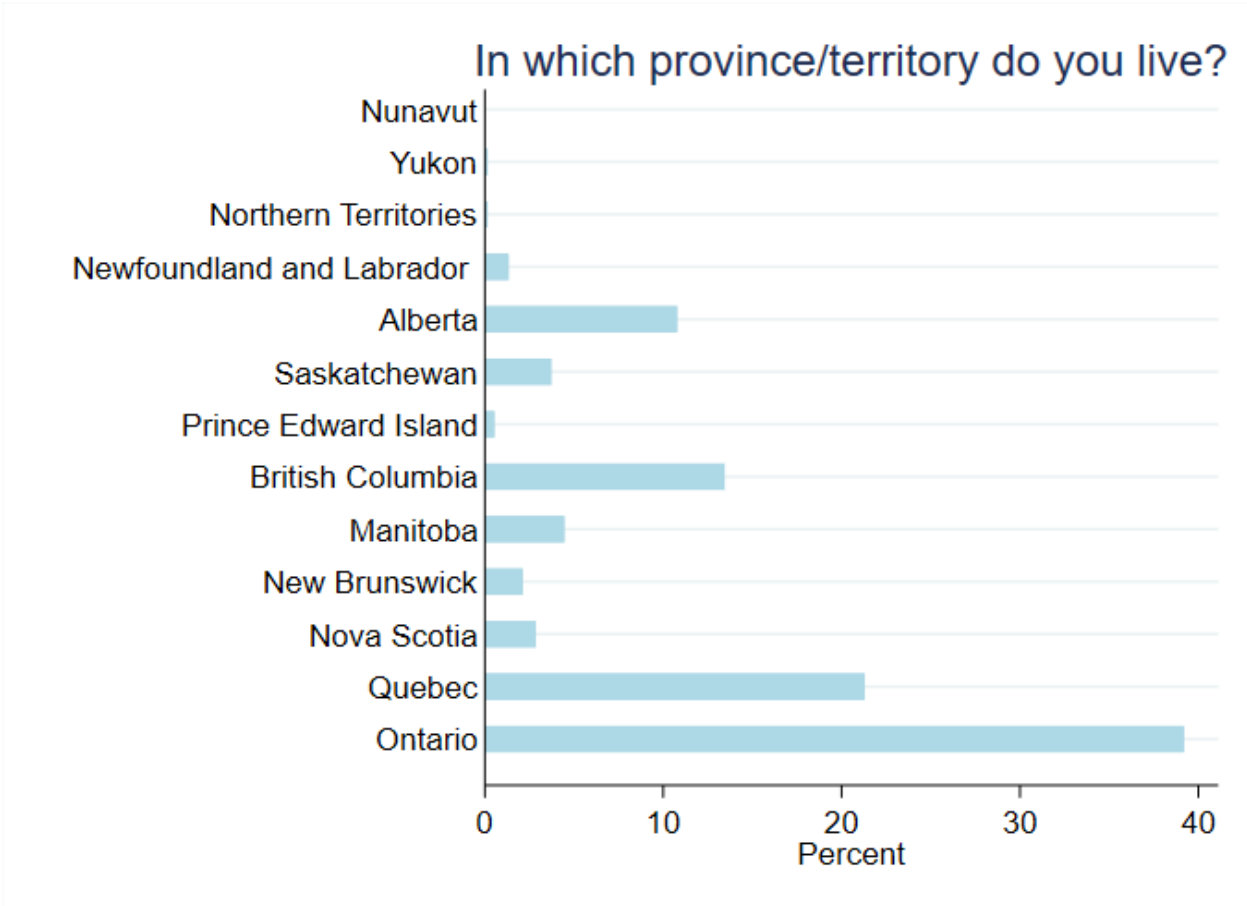
Were you born in Canada?

■ Yes ■ No



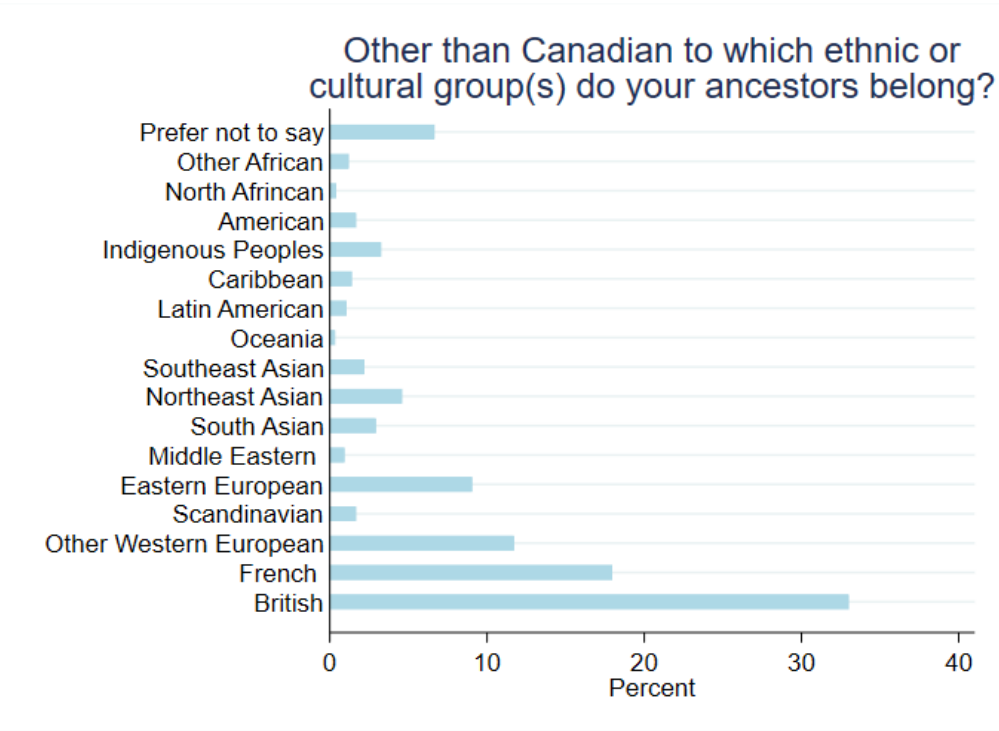
24. In which province/territory do you live?

Province	Frequency	Percentage (%)	Cum. (%)
Ontario	589	39.19	39.19
Quebec	320	21.29	60.48
Nova Scotia	43	2.86	63.34
New Brunswick	32	2.13	65.47
Manitoba	67	4.46	69.93
British Columbia	202	13.44	83.37
Prince Edward Island	8	0.53	83.90
Saskatchewan	56	3.73	87.62
Alberta	162	10.78	98.40
Newfoundland and Labrador	20	1.33	99.73
Northern Territories	2	0.13	99.87
Yukon	2	0.13	100.00



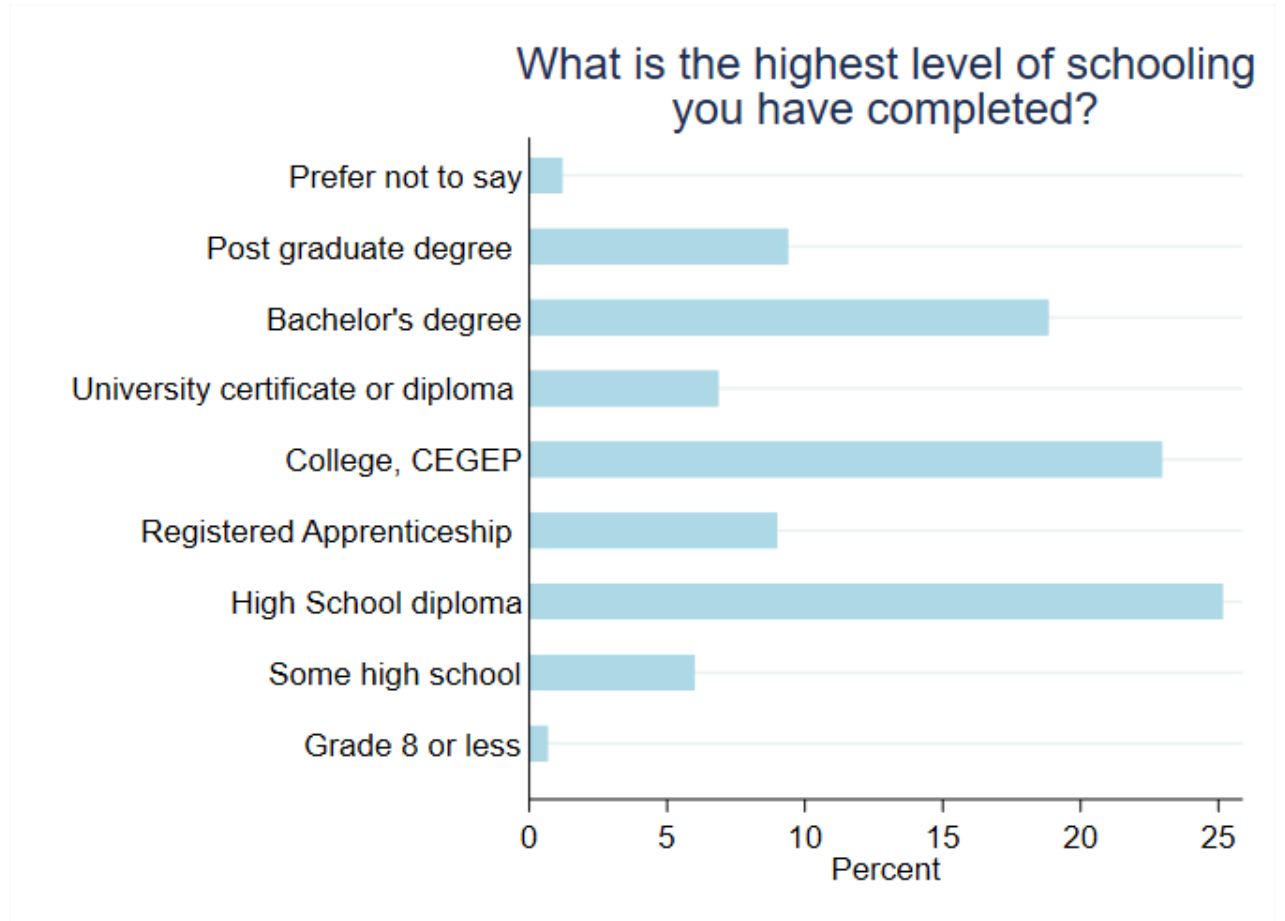
25. Other than Canadian, to which ethnic or cultural group(s) do your ancestors belong?

Ethnicity	Frequency	Percentage (%)	Cum. (%)
British	496	33.00	33.00
French	270	17.96	50.96
Other Western European	176	11.71	62.67
Scandinavian	25	1.66	64.34
Eastern European	136	9.05	73.39
Middle Eastern	14	0.93	74.32
South Asian	44	2.93	77.25
Northeast Asian	69	4.59	81.84
Southeast Asian	33	2.20	84.03
Oceania	5	0.33	84.36
Latin American	16	1.06	85.43
Caribbean	21	1.40	86.83
Indigenous Peoples	49	3.26	90.09
American	25	1.66	91.75
North Afrincan	6	0.40	92.15
Other African	18	1.20	93.35
Prefer not to say	100	6.65	100.00



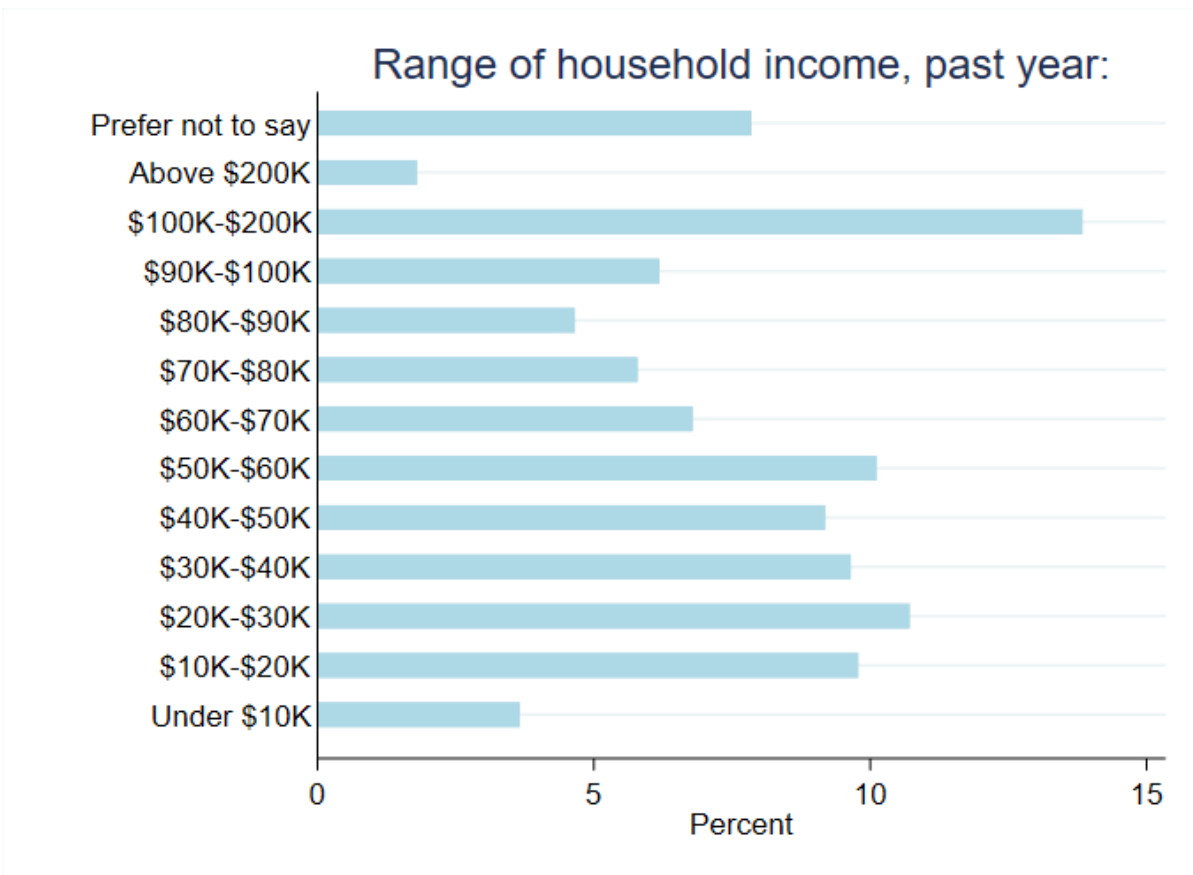
26. What is the highest level of schooling you have completed?

Education	Frequency	Percentage (%)	Cum. (%)
Grade 8 or less	10	0.67	0.67
Some high school	90	5.99	6.65
High School diploma	378	25.15	31.80
Registered Apprenticeship	135	8.98	40.79
College, CEGEP	345	22.95	63.74
University certificate or diploma	103	6.85	70.59
Bachelor's degree	283	18.83	89.42
Post graduate degree	141	9.38	98.80
Prefer not to say	18	1.20	100.00



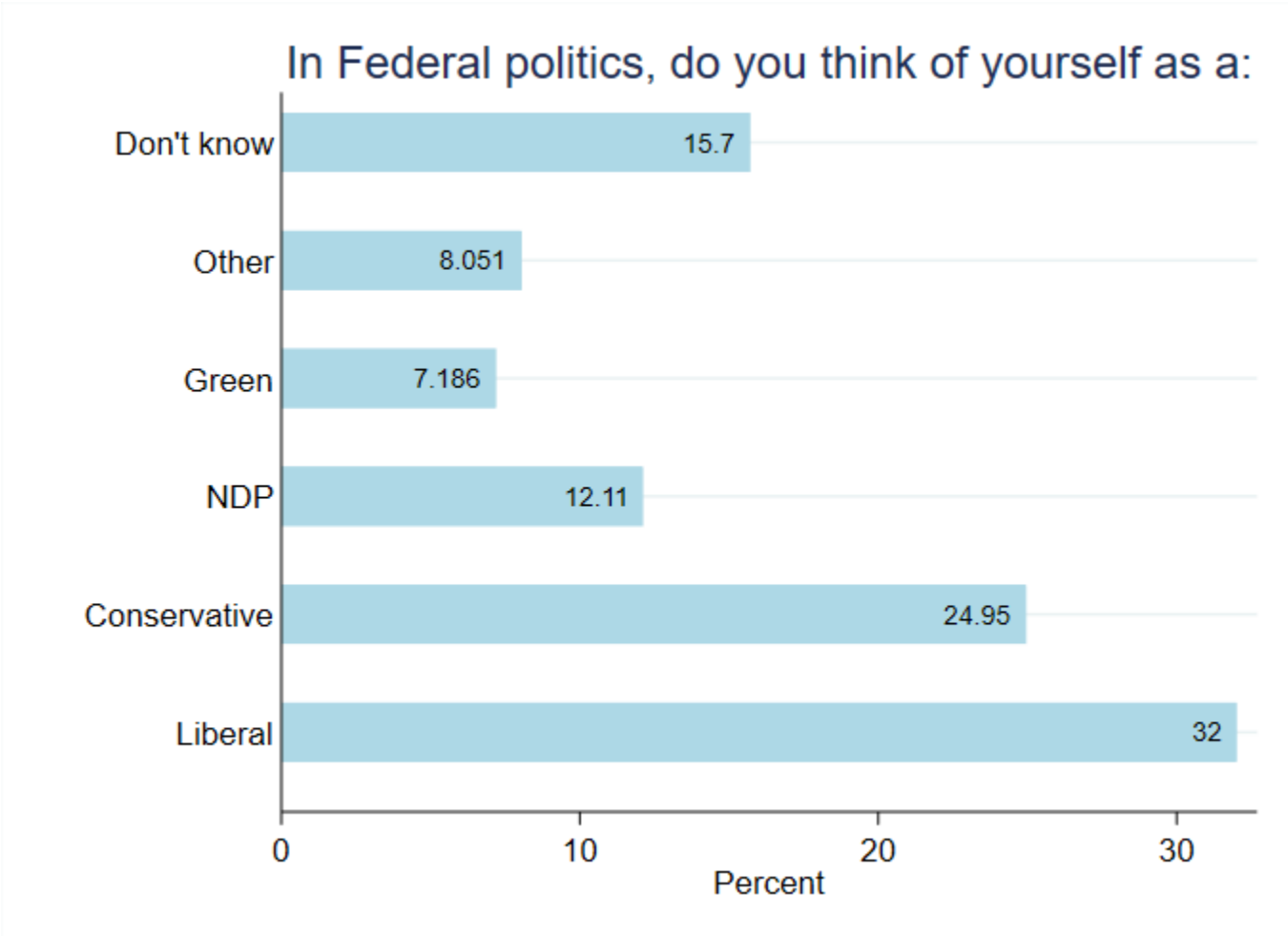
27. What was the range of your household income last year?

Income	Frequency	Percentage (%)	Cum. (%)
Under \$10K	55	3.66	3.66
\$10K-\$20K	147	9.78	13.44
\$20K-\$30K	161	10.71	24.15
\$30K-\$40K	145	9.65	33.80
\$40K-\$50K	138	9.18	42.98
\$50K-\$60K	152	10.11	53.09
\$60K-\$70K	102	6.79	59.88
\$70K-\$80K	87	5.79	65.67
\$80K-\$90K	70	4.66	70.33
\$90K-\$100K	93	6.19	76.51
\$100K-\$200K	208	13.84	90.35
Above \$200K	27	1.80	92.15
Prefer not to say	118	7.85	100.00



28. In Federal politics, do you usually think of yourself as a:

Party	Frequency	Percentage (%)	Cum. (%)
Liberal	481	32.00	32.00
Conservative	375	24.95	56.95
NDP	182	12.11	69.06
Green	108	7.19	76.25
Other	121	8.05	84.30
Don't know	236	15.70	100.00

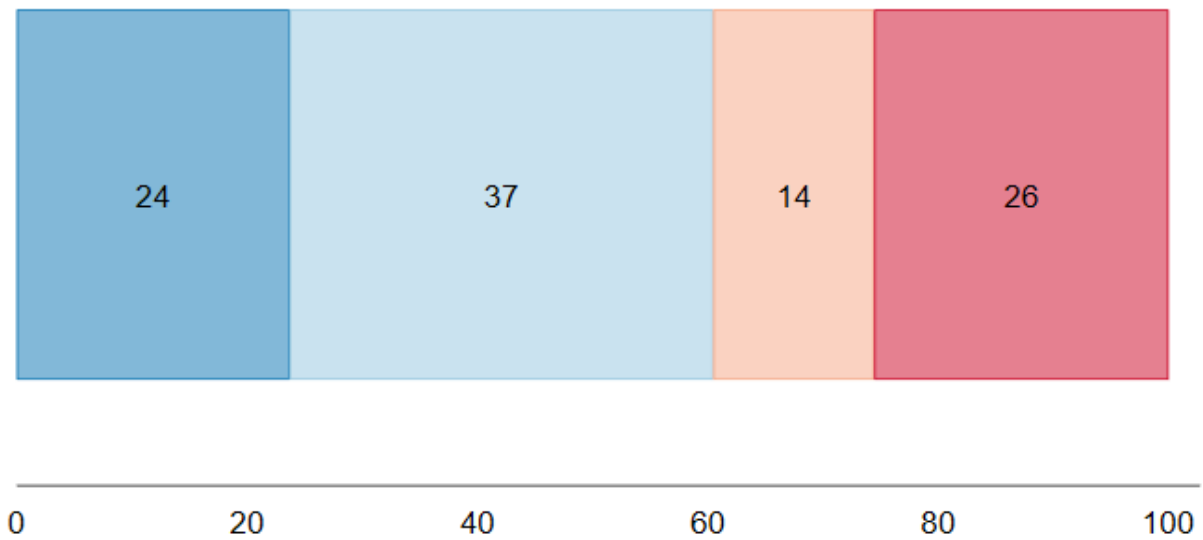


29. How strongly do you associate with [your] party?

	Frequency	Percentage (%)	Cum. (%)
Very strongly	356	23.69	23.69
Fairly strongly	553	36.79	60.48
Not very strongly	210	13.97	74.45
Don't know	384	25.55	100.00

How strongly do you associate with your party?

Very strongly Fairly strongly
Not very strongly Don't know

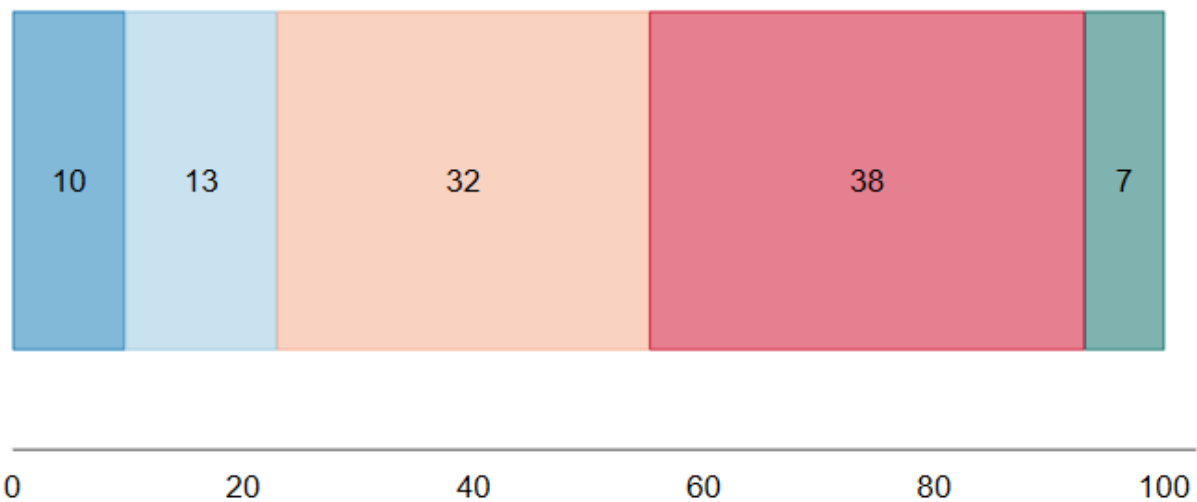


30. How often you listen, watch or read news about China?

	Frequency	Percentage (%)	Cum. (%)
Every day	147	9.78	9.78
3-4 times a week	198	13.17	22.95
1-2 times a week	486	32.34	55.29
Almost never	568	37.79	93.08
Don't know	104	6.92	100.00

How often do you learn news about China:

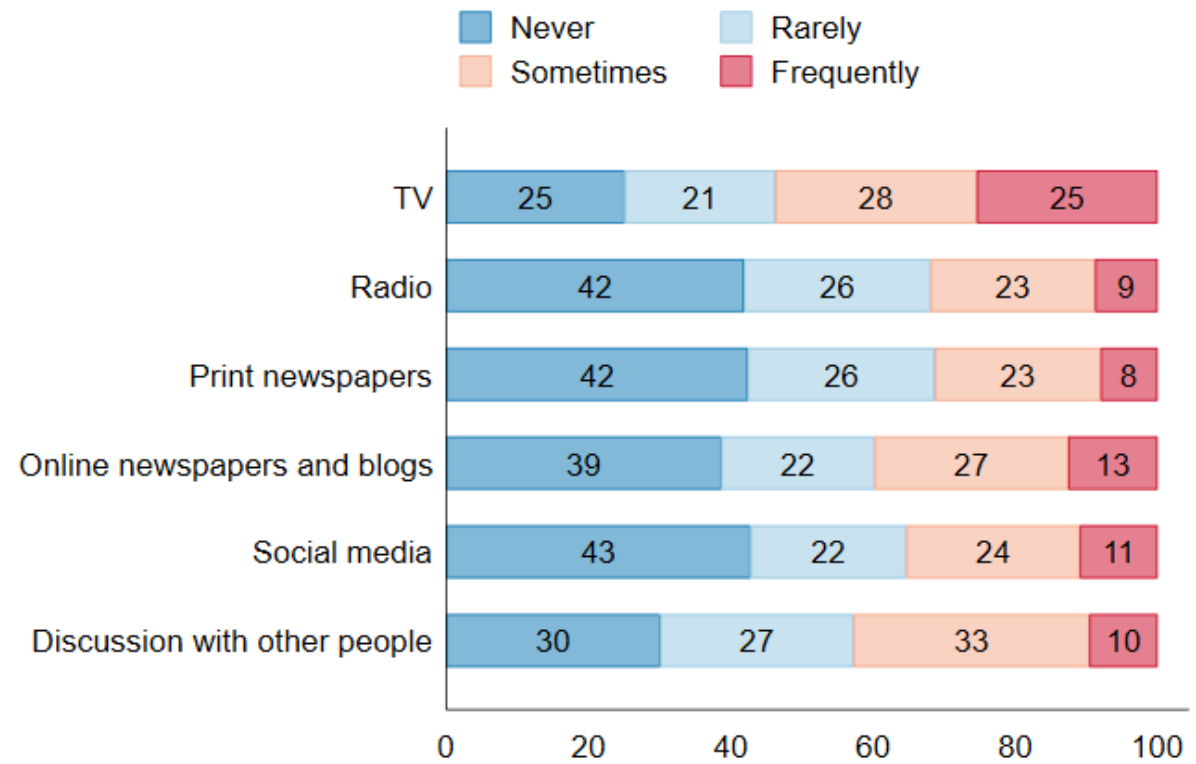
- Every day
- 3-4 times a week
- 1-2 times a week
- Almost never
- Don't know



31. How often do you use the following sources for your news about China?

	Never	Rarely	Sometimes	Frequently
TV	377	318	426	382
Radio	629	394	348	132
Print newspapers	638	394	351	120
Online newspapers and blogs	581	324	409	189
Social media	643	329	367	164
Discussion with other people	452	409	498	144

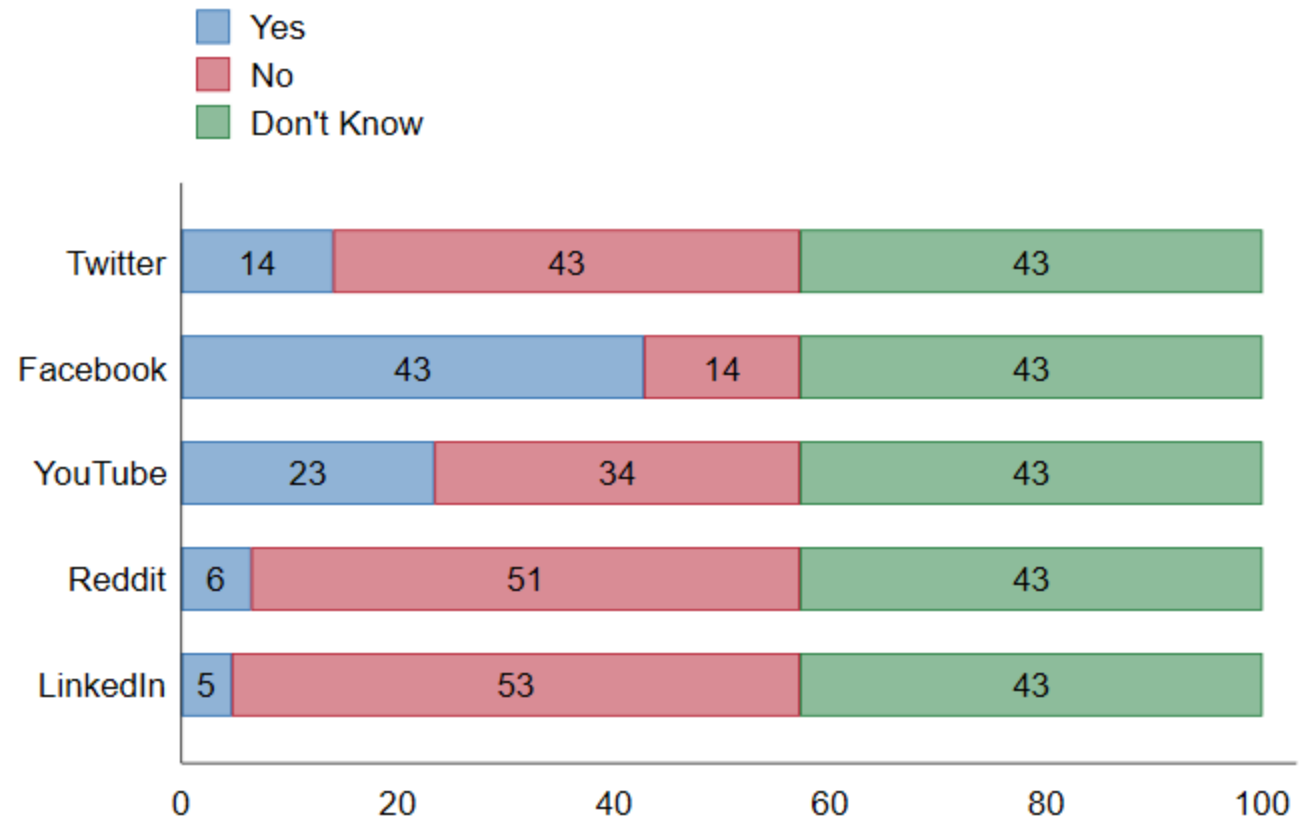
How often do you use this source for your news about China?



32. Select the social media platforms you use to read online news about China (check all that apply)

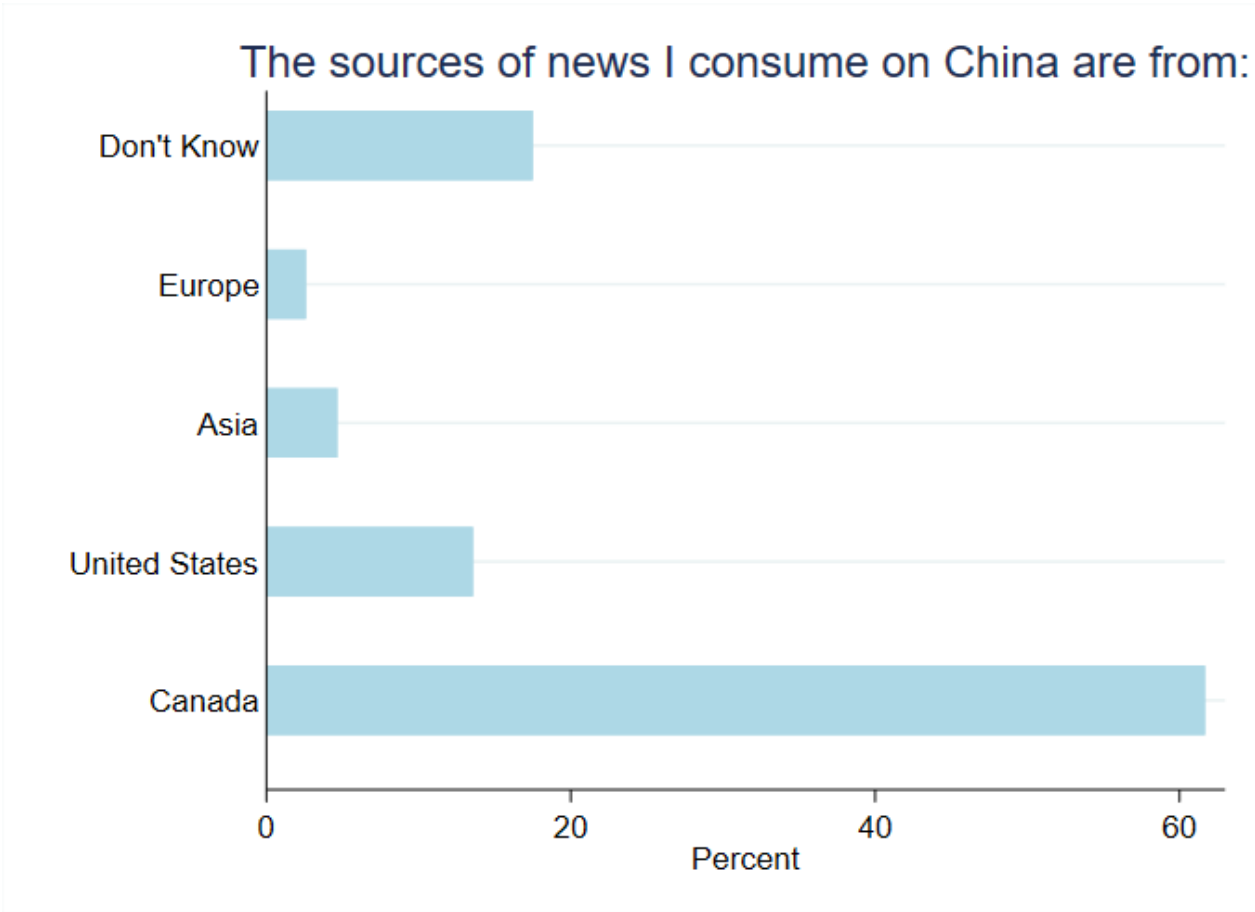
	Yes	No	Don't Know
Twitter	211	649	643
Facebook	643	217	643
YouTube	352	508	643
Reddit	97	763	643
LinkedIn	70	790	643

Social media platforms used for information on China



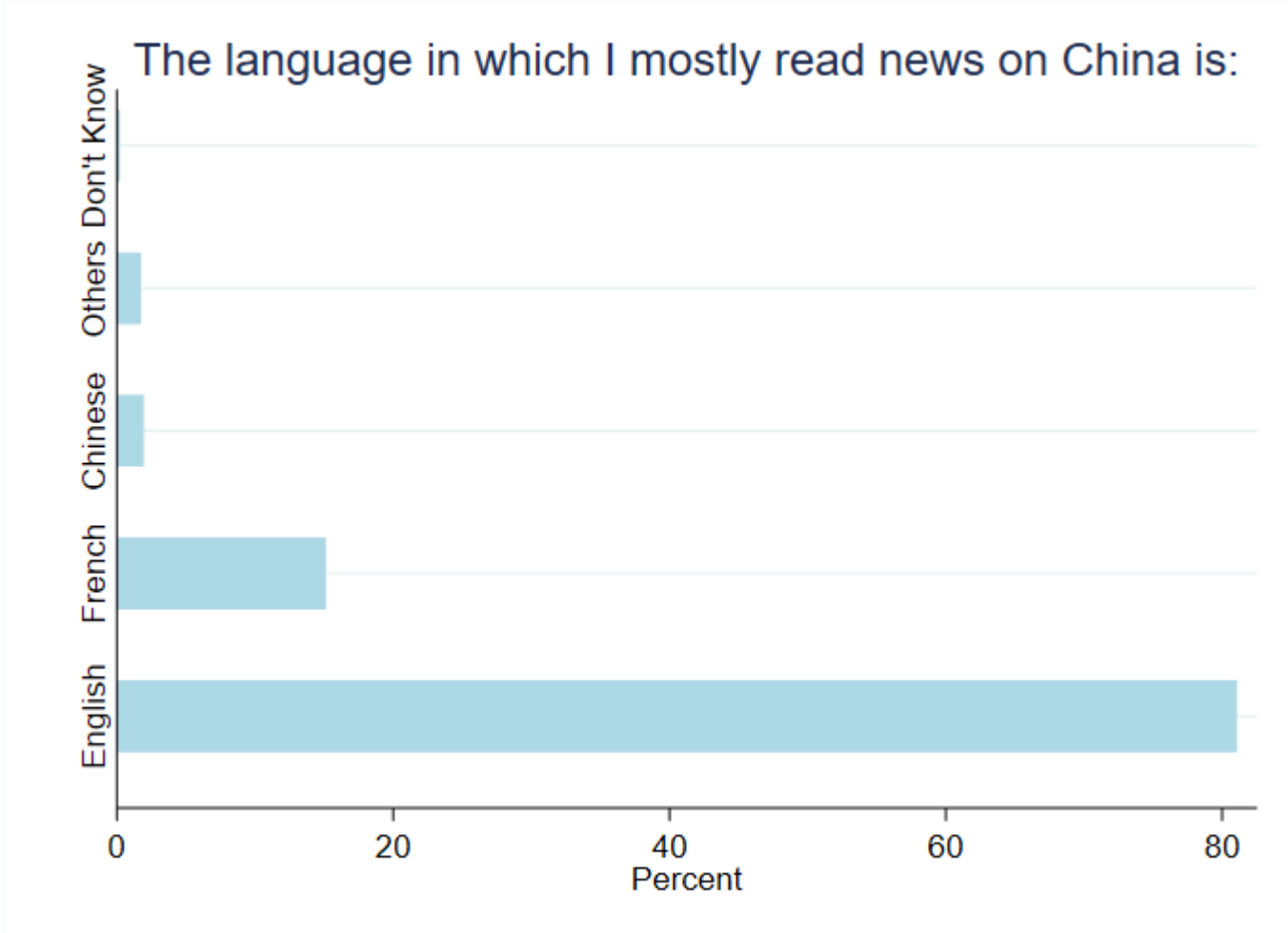
33. Where are the sources of news you consume on China mostly from?

	Frequency	Percentage (%)	Cum. (%)
Canada	927	61.68	61.68
United States	204	13.57	75.25
Asia	70	4.66	79.91
Europe	39	2.59	82.50
Don't Know	263	17.50	100.00



34. In which language do you mostly read your news on China?

	Frequency	Percentage (%)	Cum. (%)
English	1218	81.04	81.04
French	227	15.10	96.14
Chinese	29	1.93	98.07
Others	26	1.73	99.80
Don't Know	3	0.20	100.00



35. Are you bilingual?

	Frequency	Percentage (%)	Cum. (%)
Yes	516	34.33	34.33
No	987	65.67	100.00

Are you bilingual (English and French)?

■ Yes ■ No

